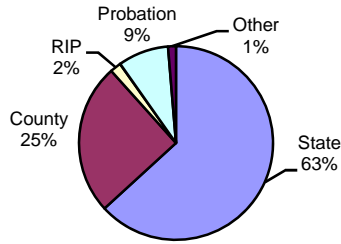


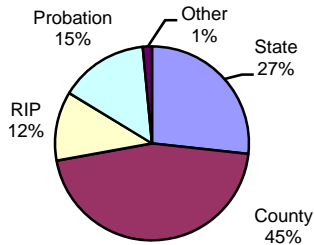
Type of Sentence Imposed During 2004 by Sentencing Guideline Level [Allegheny: N=7,310]

Level 5 - Type of Sentence Imposed [n=378]



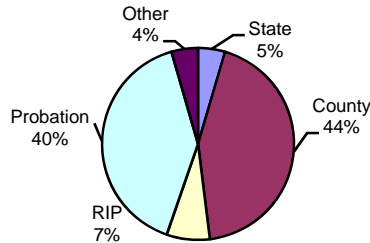
	<u>Number</u>	<u>Percent</u>
State	239	63.2%
County	95	25.1%
RIP	7	1.9%
Probation	32	8.5%
Other	5	1.3%
Total	378	100.0%

Level 4 - Type of Sentence Imposed [n=725]



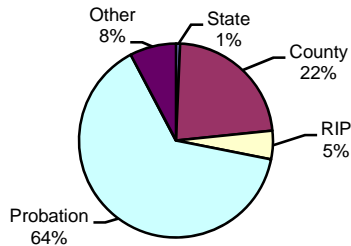
	<u>Number</u>	<u>Percent</u>
State	194	26.8%
County	329	45.4%
RIP	84	11.6%
Probation	107	14.8%
Other	11	1.5%
Total	725	100.0%

Level 3 - Type of Sentence Imposed [n=1,610]



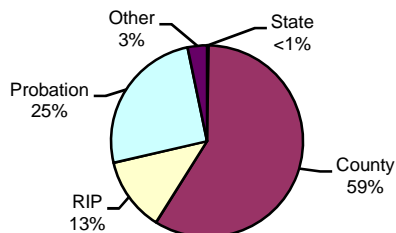
	<u>Number</u>	<u>Percent</u>
State	73	4.5%
County	700	43.5%
RIP	117	7.3%
Probation	648	40.2%
Other	72	4.5%
Total	1610	100.0%
Missing	1	
	1611	

Level 2 - Type of Sentence Imposed [n=3,450]



	<u>Number</u>	<u>Percent</u>
State	24	0.7%
County	782	22.7%
RIP	164	4.8%
Probation	2214	64.2%
Other	266	7.7%
Total	3450	100.0%
Missing	4	
	3454	

Level 1 - Type of Sentence Imposed [n=1,139]



	<u>Number</u>	<u>Percent</u>
State	3	0.3%
County	668	58.6%
RIP	142	12.5%
Probation	289	25.4%
Other	37	3.2%
Total	1139	100.0%
Missing	3	
	1142	