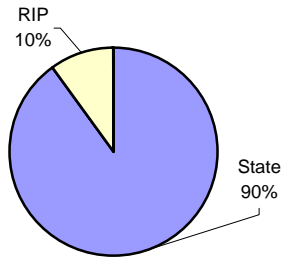


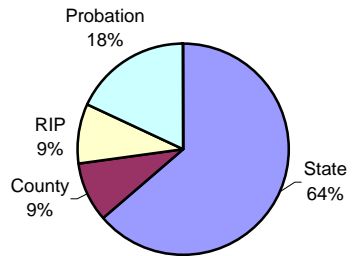
**Type of Sentence Imposed During 2004 by Sentencing Guideline Level [Armstrong: N=250]**

**Level 5 - Type of Sentence Imposed [n=10]**



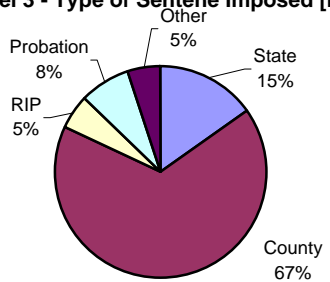
|           | <u>Number</u> | <u>Percent</u> |
|-----------|---------------|----------------|
| State     | 9             | 90.0%          |
| County    | 0             | 0.0%           |
| RIP       | 1             | 10.0%          |
| Probation | 0             | 0.0%           |
| Other     | 0             | 0.0%           |
| Total     | 10            | 100.0%         |

**Level 4 - Type of Sentence Imposed [n=11]**



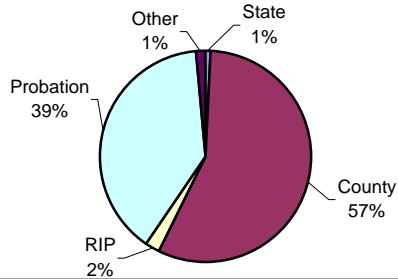
|           | <u>Number</u> | <u>Percent</u> |
|-----------|---------------|----------------|
| State     | 7             | 63.6%          |
| County    | 1             | 9.1%           |
| RIP       | 1             | 9.1%           |
| Probation | 2             | 18.2%          |
| Other     | 0             | 0.0%           |
| Total     | 11            | 100.0%         |

**Level 3 - Type of Sentence Imposed [n=39]**



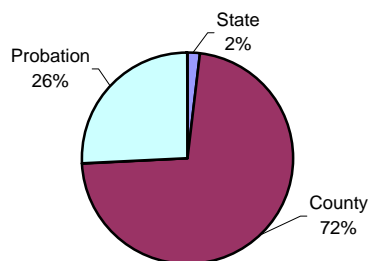
|           | <u>Number</u> | <u>Percent</u> |
|-----------|---------------|----------------|
| State     | 6             | 15.4%          |
| County    | 26            | 66.7%          |
| RIP       | 2             | 5.1%           |
| Probation | 3             | 7.7%           |
| Other     | 2             | 5.1%           |
| Total     | 39            | 100.0%         |

**Level 2 - Type of Sentence Imposed [n=136]**



|           | <u>Number</u> | <u>Percent</u> |
|-----------|---------------|----------------|
| State     | 1             | 0.7%           |
| County    | 77            | 56.6%          |
| RIP       | 3             | 2.2%           |
| Probation | 53            | 39.0%          |
| Other     | 2             | 1.5%           |
| Total     | 136           | 100.0%         |

**Level 1 - Type of Sentence Imposed [n=54]**



|           | <u>Number</u> | <u>Percent</u> |
|-----------|---------------|----------------|
| State     | 1             | 1.9%           |
| County    | 39            | 72.2%          |
| RIP       | 0             | 0.0%           |
| Probation | 14            | 25.9%          |
| Other     | 0             | 0.0%           |
| Total     | 54            | 100.0%         |

Note: These numbers reflect the offender's most serious offense for a judicial proceeding.