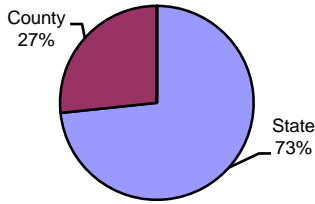


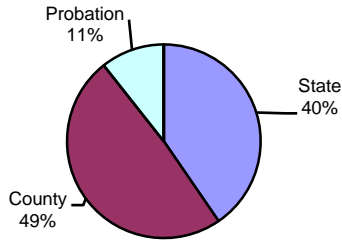
Type of Sentence Imposed During 2004 by Sentencing Guideline Level [Beaver: N=828]

Level 5 - Type of Sentence Imposed [n=15]



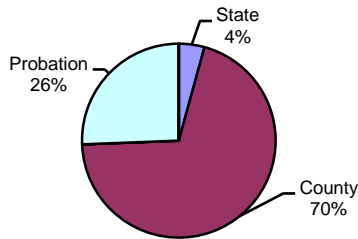
	<u>Number</u>	<u>Percent</u>
State	11	73.3%
County	4	26.7%
RIP	0	0.0%
Probation	0	0.0%
Other	0	0.0%
Total	15	100.0%

Level 4 - Type of Sentence Imposed [n=47]



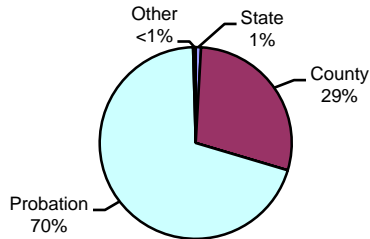
	<u>Number</u>	<u>Percent</u>
State	19	40.4%
County	23	48.9%
RIP	0	0.0%
Probation	5	10.6%
Other	0	0.0%
Total	47	100.0%

Level 3 - Type of Sentence Imposed [n=164]



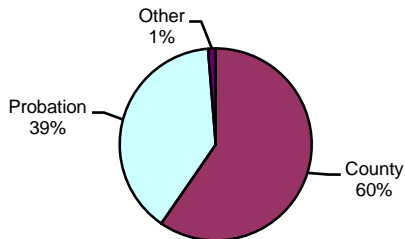
	<u>Number</u>	<u>Percent</u>
State	7	4.3%
County	115	70.1%
RIP	0	0.0%
Probation	42	25.6%
Other	0	0.0%
Total	164	100.0%

Level 2 - Type of Sentence Imposed [n=446]



	<u>Number</u>	<u>Percent</u>
State	4	0.9%
County	128	28.7%
RIP	0	0.0%
Probation	312	70.0%
Other	2	0.4%
Total	446	100.0%

Level 1 - Type of Sentence Imposed [n=156]



	<u>Number</u>	<u>Percent</u>
State	0	0.0%
County	93	59.6%
RIP	0	0.0%
Probation	61	39.1%
Other	2	1.3%
Total	156	100.0%

Note: These numbers reflect the offender's most serious offense for a judicial proceeding.