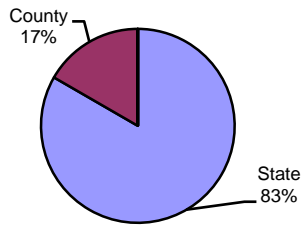


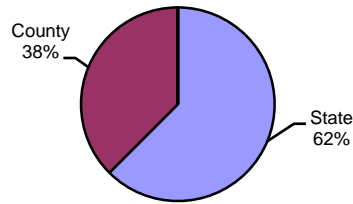
Type of Sentence Imposed During 2004 by Sentencing Guideline Level [Bedford: N=242]

Level 5 - Type of Sentence Imposed [n=6]



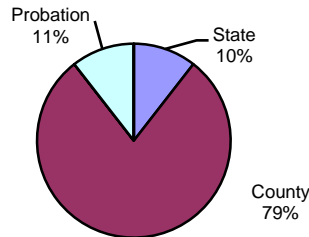
	<u>Number</u>	<u>Percent</u>
State	5	83.3%
County	1	16.7%
RIP	0	0.0%
Probation	0	0.0%
Other	0	0.0%
Total	6	100.0%

Level 4 - Type of Sentence Imposed [n=8]



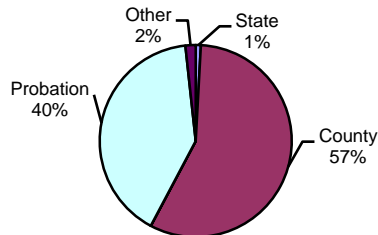
	<u>Number</u>	<u>Percent</u>
State	5	62.5%
County	3	37.5%
RIP	0	0.0%
Probation	0	0.0%
Other	0	0.0%
Total	8	100.0%

Level 3 - Type of Sentence Imposed [n=19]



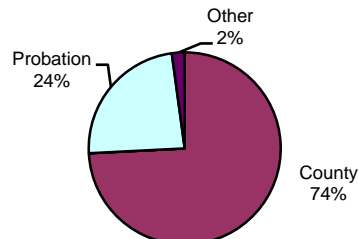
	<u>Number</u>	<u>Percent</u>
State	2	10.5%
County	15	78.9%
RIP	0	0.0%
Probation	2	10.5%
Other	0	0.0%
Total	19	100.0%

Level 2 - Type of Sentence Imposed [n=116]



	<u>Number</u>	<u>Percent</u>
State	1	0.9%
County	66	56.9%
RIP	0	0.0%
Probation	47	40.5%
Other	2	1.7%
Total	116	100.0%

Level 1 - Type of Sentence Imposed [n=93]



	<u>Number</u>	<u>Percent</u>
State	0	0.0%
County	69	74.2%
RIP	0	0.0%
Probation	22	23.7%
Other	2	2.2%
Total	93	100.0%

Note: These numbers reflect the offender's most serious offense for a judicial proceeding.