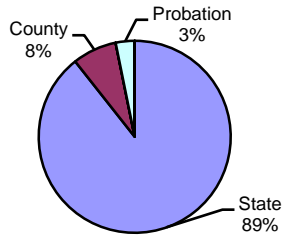


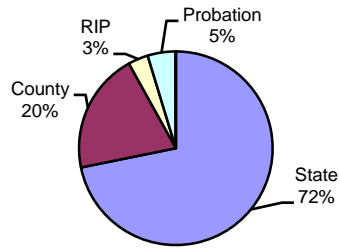
**Type of Sentence Imposed During 2004 by Sentencing Guideline Level [Berks: N=2,649]**

**Level 5 - Type of Sentence Imposed [n=94]**



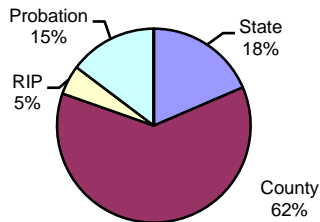
	<u>Number</u>	<u>Percent</u>
State	84	89.4%
County	7	7.4%
RIP	0	0.0%
Probation	3	3.2%
Other	0	0.0%
Total	94	100.0%

**Level 4 - Type of Sentence Imposed [n=149]**



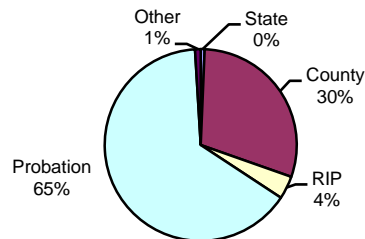
	<u>Number</u>	<u>Percent</u>
State	107	71.8%
County	30	20.1%
RIP	5	3.4%
Probation	7	4.7%
Other	0	0.0%
Total	149	100.0%

**Level 3 - Type of Sentence Imposed [n=469]**



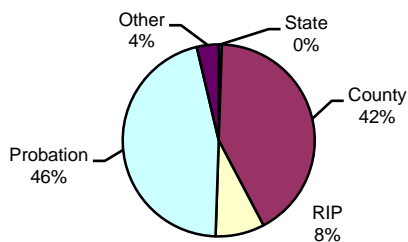
	<u>Number</u>	<u>Percent</u>
State	87	18.6%
County	290	61.8%
RIP	23	4.9%
Probation	69	14.7%
Other	0	0.0%
Total	469	100.0%
Missing	1	470

**Level 2 - Type of Sentence Imposed [n=1366]**



	<u>Number</u>	<u>Percent</u>
State	9	0.7%
County	406	29.7%
RIP	53	3.9%
Probation	885	64.8%
Other	13	1.0%
Total	1366	100.0%

**Level 1 - Type of Sentence Imposed [n=570]**



	<u>Number</u>	<u>Percent</u>
State	3	0.5%
County	238	41.8%
RIP	47	8.2%
Probation	261	45.8%
Other	21	3.7%
Total	570	100.0%

Note: These numbers reflect the offender's most serious offense for a judicial proceeding.