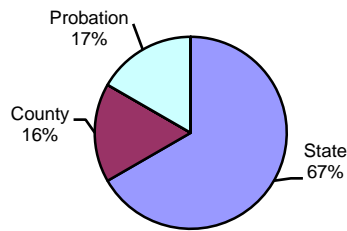


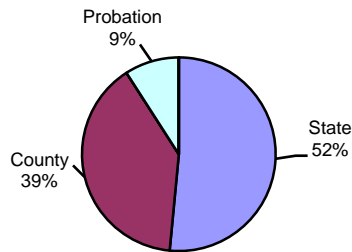
Type of Sentence Imposed During 2004 by Sentencing Guideline Level [Blair: N=589]

Level 5 - Type of Sentence Imposed [n=6]



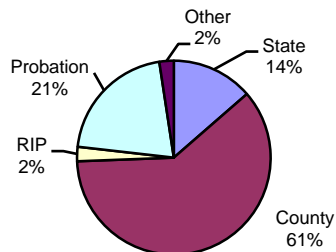
| | <u>Number</u> | <u>Percent</u> |
|-----------|---------------|----------------|
| State | 4 | 66.7% |
| County | 1 | 16.7% |
| RIP | 0 | 0.0% |
| Probation | 1 | 16.7% |
| Other | 0 | 0.0% |
| Total | 6 | 100.0% |

Level 4 - Type of Sentence Imposed [n=33]



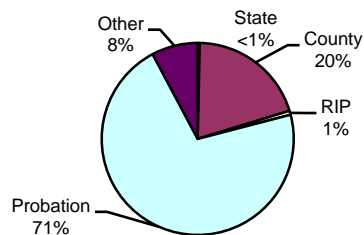
| | <u>Number</u> | <u>Percent</u> |
|-----------|---------------|----------------|
| State | 17 | 51.5% |
| County | 13 | 39.4% |
| RIP | 0 | 0.0% |
| Probation | 3 | 9.1% |
| Other | 0 | 0.0% |
| Total | 33 | 100.0% |

Level 3 - Type of Sentence Imposed [n=125]



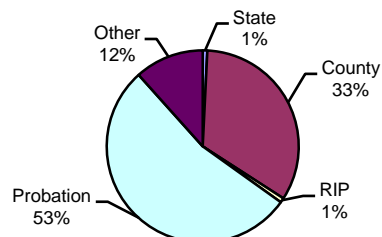
| | <u>Number</u> | <u>Percent</u> |
|-----------|---------------|----------------|
| State | 17 | 13.6% |
| County | 76 | 60.8% |
| RIP | 3 | 2.4% |
| Probation | 26 | 20.8% |
| Other | 3 | 2.4% |
| Total | 125 | 100.0% |

Level 2 - Type of Sentence Imposed [n=296]



| | <u>Number</u> | <u>Percent</u> |
|-----------|---------------|----------------|
| State | 1 | 0.3% |
| County | 59 | 19.9% |
| RIP | 2 | 0.7% |
| Probation | 211 | 71.3% |
| Other | 23 | 7.8% |
| Total | 296 | 100.0% |

Level 1 - Type of Sentence Imposed [n=129]



| | <u>Number</u> | <u>Percent</u> |
|-----------|---------------|----------------|
| State | 1 | 0.8% |
| County | 43 | 33.3% |
| RIP | 1 | 0.8% |
| Probation | 69 | 53.5% |
| Other | 15 | 11.6% |
| Total | 129 | 100.0% |

Note: These numbers reflect the offender's most serious offense for a judicial proceeding.