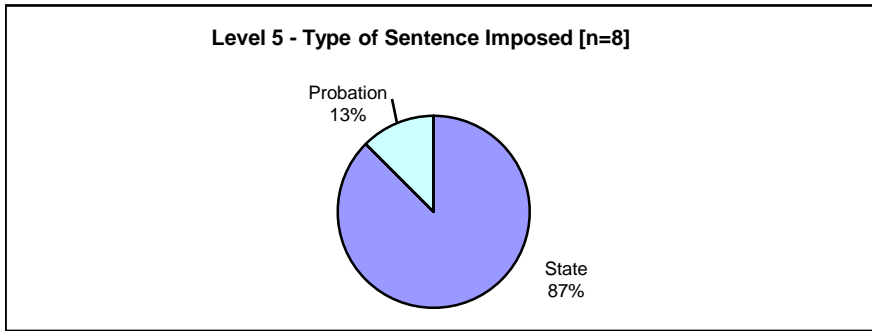
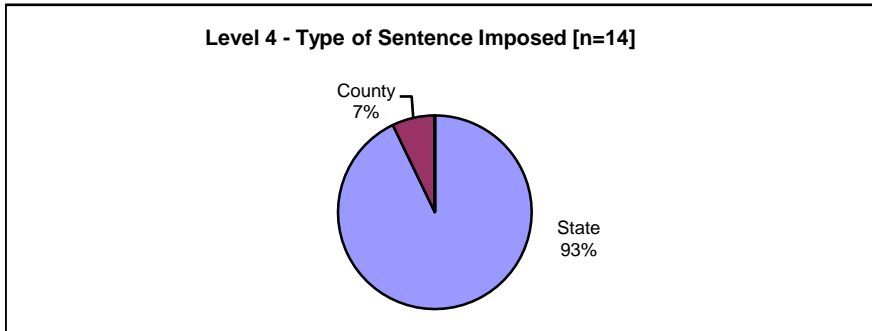


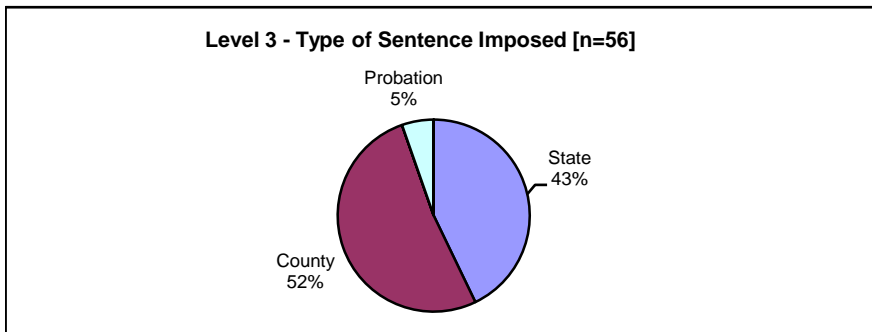
Type of Sentence Imposed During 2004 by Sentencing Guideline Level [Bradford: N=354]



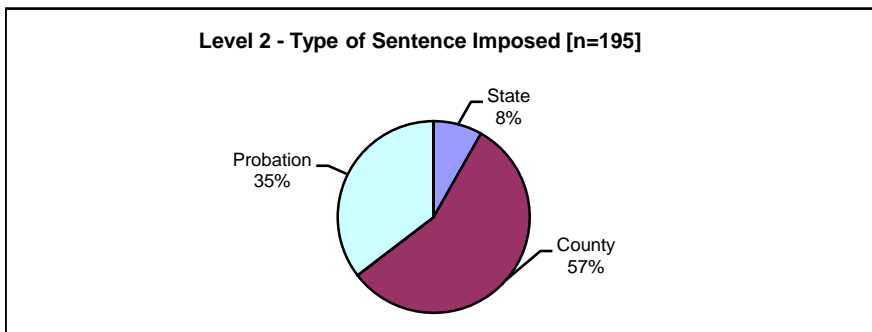
| | <u>Number</u> | <u>Percent</u> |
|-----------|---------------|----------------|
| State | 7 | 87.5% |
| County | 0 | 0.0% |
| RIP | 0 | 0.0% |
| Probation | 1 | 12.5% |
| Other | 0 | 0.0% |
| Total | 8 | 100.0% |



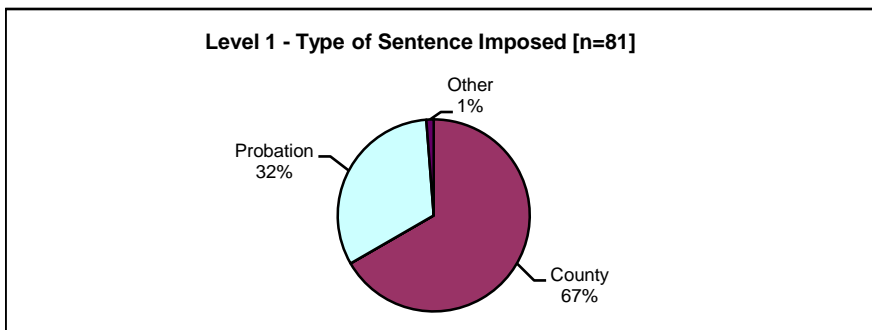
| | <u>Number</u> | <u>Percent</u> |
|-----------|---------------|----------------|
| State | 13 | 92.9% |
| County | 1 | 7.1% |
| RIP | 0 | 0.0% |
| Probation | 0 | 0.0% |
| Other | 0 | 0.0% |
| Total | 14 | 100.0% |



| | <u>Number</u> | <u>Percent</u> |
|-----------|---------------|----------------|
| State | 24 | 42.9% |
| County | 29 | 51.8% |
| RIP | 0 | 0.0% |
| Probation | 3 | 5.4% |
| Other | 0 | 0.0% |
| Total | 56 | 100.0% |



| | <u>Number</u> | <u>Percent</u> |
|-----------|---------------|----------------|
| State | 16 | 8.2% |
| County | 110 | 56.4% |
| RIP | 0 | 0.0% |
| Probation | 69 | 35.4% |
| Other | 0 | 0.0% |
| Total | 195 | 100.0% |



| | <u>Number</u> | <u>Percent</u> |
|-----------|---------------|----------------|
| State | 0 | 0.0% |
| County | 54 | 66.7% |
| RIP | 0 | 0.0% |
| Probation | 26 | 32.1% |
| Other | 1 | 1.2% |
| Total | 81 | 100.0% |

Note: These numbers reflect the offender's most serious offense for a judicial proceeding.