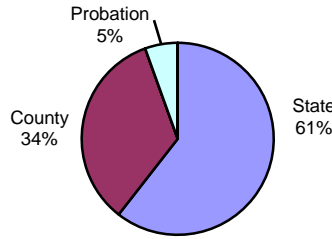


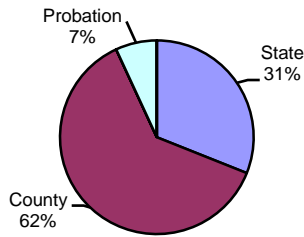
**Type of Sentence Imposed During 2004 by Sentencing Guideline Level [Bucks: N=3,649]**

**Level 5 - Type of Sentence Imposed [n=109]**



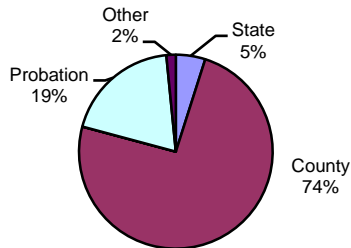
	<u>Number</u>	<u>Percent</u>
State	66	60.6%
County	37	33.9%
RIP	0	0.0%
Probation	6	5.5%
Other	0	0.0%
Total	109	100.0%

**Level 4 - Type of Sentence Imposed [n=145]**



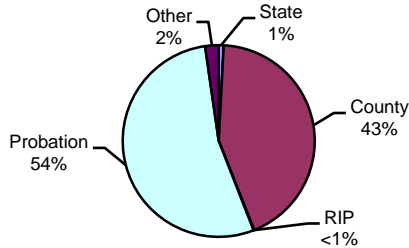
	<u>Number</u>	<u>Percent</u>
State	45	31.0%
County	90	62.1%
RIP	0	0.0%
Probation	10	6.9%
Other	0	0.0%
Total	145	100.0%

**Level 3 - Type of Sentence Imposed [n=509]**



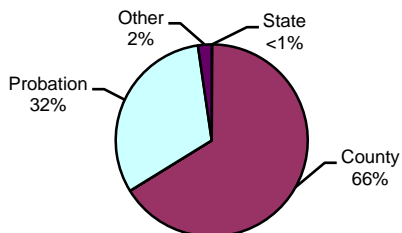
	<u>Number</u>	<u>Percent</u>
State	25	4.9%
County	378	74.3%
RIP	0	0.0%
Probation	98	19.3%
Other	8	1.6%
Total	509	100.0%

**Level 2 - Type of Sentence Imposed [n=1,799]**



	<u>Number</u>	<u>Percent</u>
State	15	0.8%
County	776	43.1%
RIP	2	0.1%
Probation	965	53.6%
Other	41	2.3%
Total	1799	100.0%
Missing	2	
	1801	

**Level 1 - Type of Sentence Imposed [n=1,083]**



	<u>Number</u>	<u>Percent</u>
State	1	0.1%
County	716	66.1%
RIP	0	0.0%
Probation	341	31.5%
Other	25	2.3%
Total	1083	100.0%
Missing	2	
	1085	

Note: These numbers reflect the offender's most serious offense for a judicial proceeding.