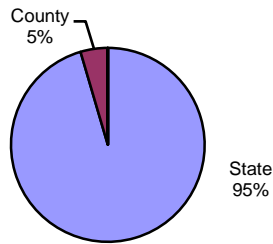


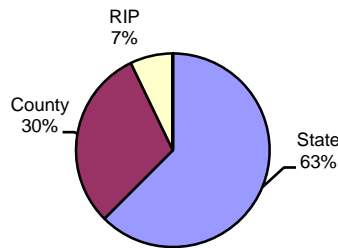
Type of Sentence Imposed During 2004 by Sentencing Guideline Level [Butler: N=917]

Level 5 - Type of Sentence Imposed [n=22]



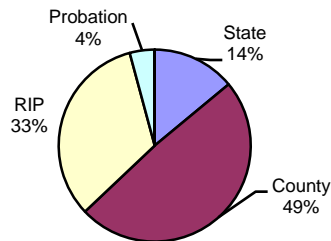
	<u>Number</u>	<u>Percent</u>
State	21	95.5%
County	1	4.5%
RIP	0	0.0%
Probation	0	0.0%
Other	0	0.0%
Total	22	100.0%

Level 4 - Type of Sentence Imposed [n=56]



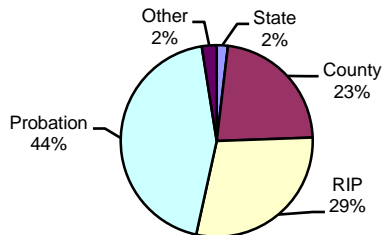
	<u>Number</u>	<u>Percent</u>
State	35	62.5%
County	17	30.4%
RIP	4	7.1%
Probation	0	0.0%
Other	0	0.0%
Total	56	100.0%

Level 3 - Type of Sentence Imposed [n=143]



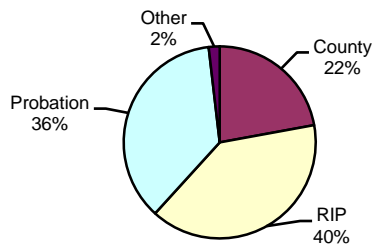
	<u>Number</u>	<u>Percent</u>
State	20	14.0%
County	70	49.0%
RIP	47	32.9%
Probation	6	4.2%
Other	0	0.0%
Total	143	100.0%

Level 2 - Type of Sentence Imposed [n=479]



	<u>Number</u>	<u>Percent</u>
State	9	1.9%
County	108	22.5%
RIP	139	29.0%
Probation	211	44.1%
Other	12	2.5%
Total	479	100.0%

Level 1 - Type of Sentence Imposed [n=217]



	<u>Number</u>	<u>Percent</u>
State	0	0.0%
County	48	22.1%
RIP	86	39.6%
Probation	79	36.4%
Other	4	1.8%
Total	217	100.0%

Note: These numbers reflect the offender's most serious offense for a judicial proceeding.