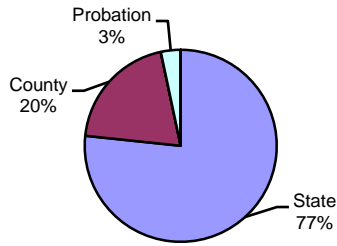


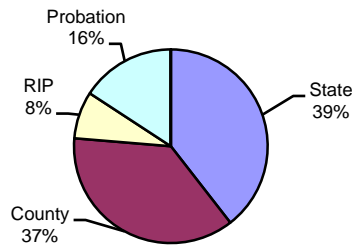
**Type of Sentence Imposed During 2004 by Sentencing Guideline Level [Cambria: N=755]**

**Level 5 - Type of Sentence Imposed [n=30]**



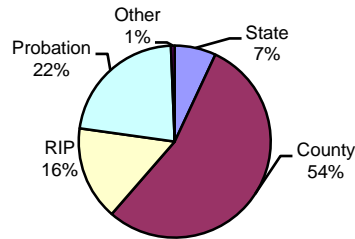
	<u>Number</u>	<u>Percent</u>
State	23	76.7%
County	6	20.0%
RIP	0	0.0%
Probation	1	3.3%
Other	0	0.0%
Total	30	100.0%

**Level 4 - Type of Sentence Imposed [n=38]**



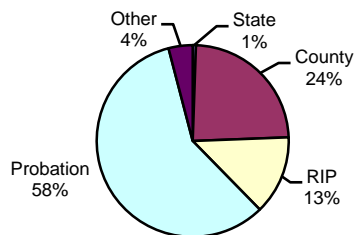
	<u>Number</u>	<u>Percent</u>
State	15	39.5%
County	14	36.8%
RIP	3	7.9%
Probation	6	15.8%
Other	0	0.0%
Total	38	100.0%

**Level 3 - Type of Sentence Imposed [n=158]**



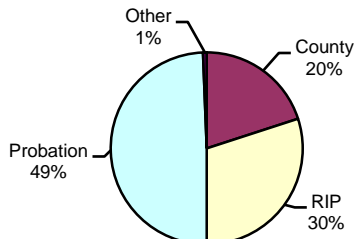
	<u>Number</u>	<u>Percent</u>
State	11	7.0%
County	86	54.4%
RIP	25	15.8%
Probation	35	22.2%
Other	1	0.6%
Total	158	100.0%

**Level 2 - Type of Sentence Imposed [n=369]**



	<u>Number</u>	<u>Percent</u>
State	2	0.5%
County	88	23.8%
RIP	49	13.3%
Probation	215	58.3%
Other	15	4.1%
Total	369	100.0%

**Level 1 - Type of Sentence Imposed [n=160]**



	<u>Number</u>	<u>Percent</u>
State	0	0.0%
County	32	20.0%
RIP	48	30.0%
Probation	79	49.4%
Other	1	0.6%
Total	160	100.0%

Note: These numbers reflect the offender's most serious offense for a judicial proceeding.