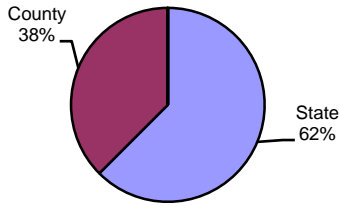


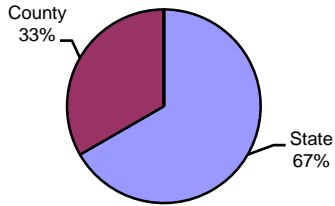
**Type of Sentence Imposed During 2004 by Sentencing Guideline Level [Carbon: N=369]**

**Level 5 - Type of Sentence Imposed [n=8]**



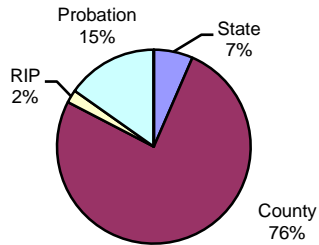
	<u>Number</u>	<u>Percent</u>
State	5	62.5%
County	3	37.5%
RIP	0	0.0%
Probation	0	0.0%
Other	0	0.0%
Total	8	100.0%

**Level 4 - Type of Sentence Imposed [n=9]**



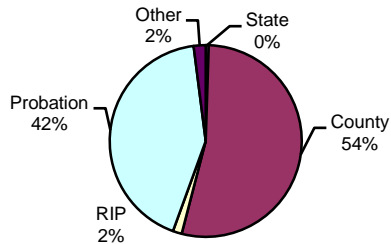
	<u>Number</u>	<u>Percent</u>
State	6	66.7%
County	3	33.3%
RIP	0	0.0%
Probation	0	0.0%
Other	0	0.0%
Total	9	100.0%

**Level 3 - Type of Sentence Imposed [n=46]**



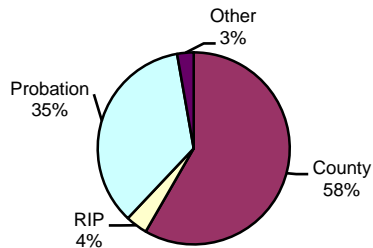
	<u>Number</u>	<u>Percent</u>
State	3	6.5%
County	35	76.1%
RIP	1	2.2%
Probation	7	15.2%
Other	0	0.0%
Total	46	100.0%

**Level 2 - Type of Sentence Imposed [n=198]**



	<u>Number</u>	<u>Percent</u>
State	1	0.5%
County	106	53.5%
RIP	3	1.5%
Probation	84	42.4%
Other	4	2.0%
Total	198	100.0%

**Level 1 - Type of Sentence Imposed [n=108]**



	<u>Number</u>	<u>Percent</u>
State	0	0.0%
County	63	58.3%
RIP	4	3.7%
Probation	38	35.2%
Other	3	2.8%
Total	108	100.0%

Note: These numbers reflect the offender's most serious offense for a judicial proceeding.