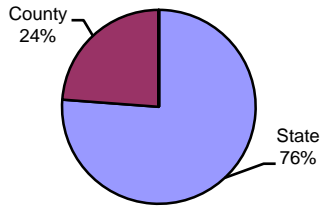


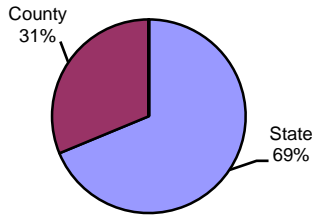
Type of Sentence Imposed During 2004 by Sentencing Guideline Level [Center: N=828]

Level 5 - Type of Sentence Imposed [n=21]



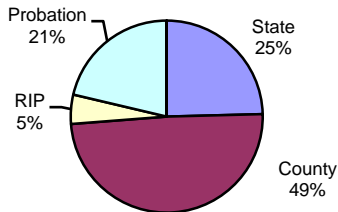
	<u>Number</u>	<u>Percent</u>
State	16	76.2%
County	5	23.8%
RIP	0	0.0%
Probation	0	0.0%
Other	0	0.0%
Total	21	100.0%

Level 4 - Type of Sentence Imposed [n=16]



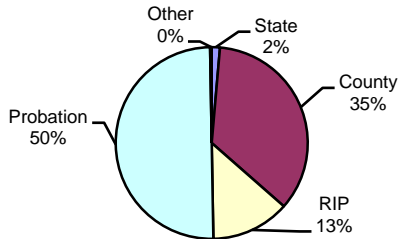
	<u>Number</u>	<u>Percent</u>
State	11	68.8%
County	5	31.3%
RIP	0	0.0%
Probation	0	0.0%
Other	0	0.0%
Total	16	100.0%

Level 3 - Type of Sentence Imposed [n=61]



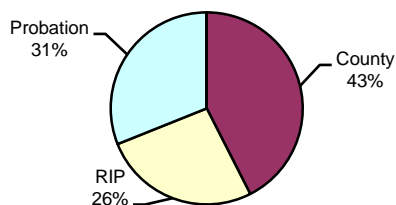
	<u>Number</u>	<u>Percent</u>
State	15	24.6%
County	30	49.2%
RIP	3	4.9%
Probation	13	21.3%
Other	0	0.0%
Total	61	100.0%

Level 2 - Type of Sentence Imposed [n=362]



	<u>Number</u>	<u>Percent</u>
State	5	1.4%
County	127	35.1%
RIP	48	13.3%
Probation	181	50.0%
Other	1	0.3%
Total	362	100.0%
Missing	1	
	363	

Level 1 - Type of Sentence Imposed [n=367]



	<u>Number</u>	<u>Percent</u>
State	0	0.0%
County	156	42.5%
RIP	97	26.4%
Probation	114	31.1%
Other	0	0.0%
Total	367	100.0%

Note: These numbers reflect the offender's most serious offense for a judicial proceeding.