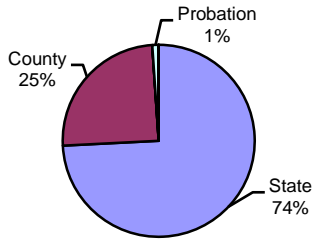


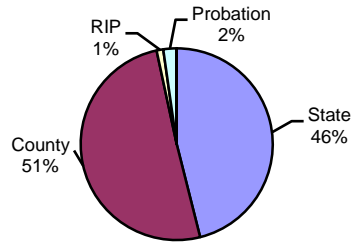
Type of Sentence Imposed During 2004 by Sentencing Guideline Level [Chester: N=2,307]

Level 5 - Type of Sentence Imposed [n=93]



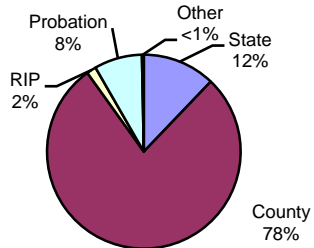
	<u>Number</u>	<u>Percent</u>
State	69	74.2%
County	23	24.7%
RIP	0	0.0%
Probation	1	1.1%
Other	0	0.0%
Total	93	100.0%

Level 4 - Type of Sentence Imposed [n=89]



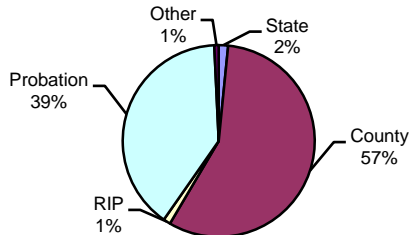
	<u>Number</u>	<u>Percent</u>
State	41	46.1%
County	45	50.6%
RIP	1	1.1%
Probation	2	2.2%
Other	0	0.0%
Total	89	100.0%

Level 3 - Type of Sentence Imposed [n=313]



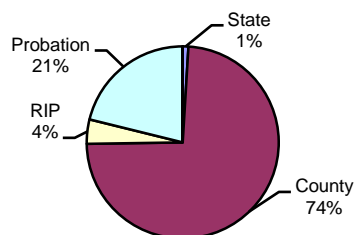
	<u>Number</u>	<u>Percent</u>
State	38	12.1%
County	244	78.0%
RIP	5	1.6%
Probation	25	8.0%
Other	1	0.3%
Total	313	100.0%
Missing	1	
	314	

Level 2 - Type of Sentence Imposed [n=1,077]



	<u>Number</u>	<u>Percent</u>
State	17	1.6%
County	613	56.9%
RIP	13	1.2%
Probation	426	39.6%
Other	8	0.7%
Total	1077	100.0%
Missing	1	
	1078	

Level 1 - Type of Sentence Imposed [n=733]



	<u>Number</u>	<u>Percent</u>
State	7	1.0%
County	541	73.8%
RIP	30	4.1%
Probation	155	21.1%
Other	0	0.0%
Total	733	100.0%

Note: These numbers reflect the offender's most serious offense for a judicial proceeding.