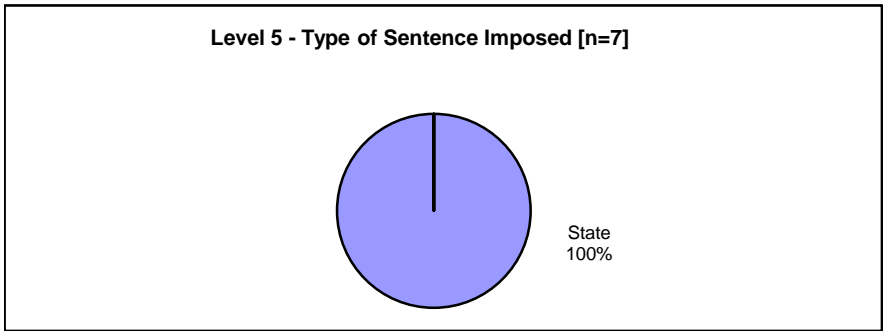
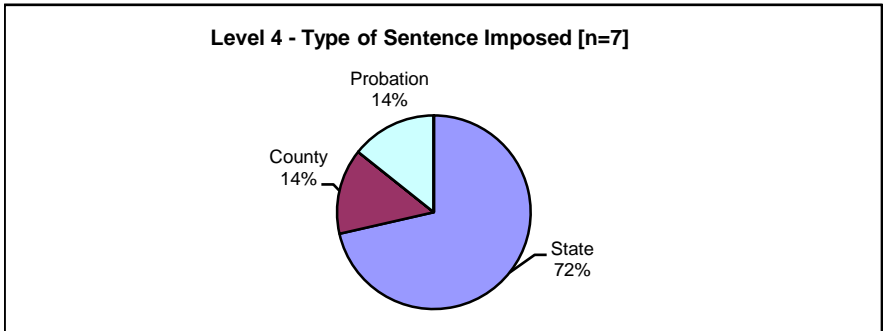


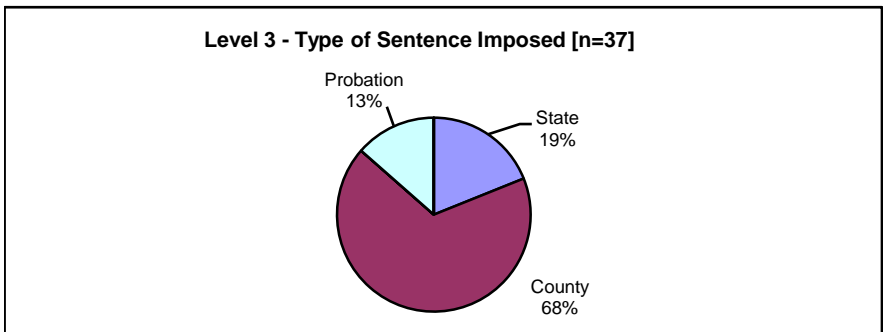
**Type of Sentence Imposed During 2004 by Sentencing Guideline Level [Clarion: N=246]**



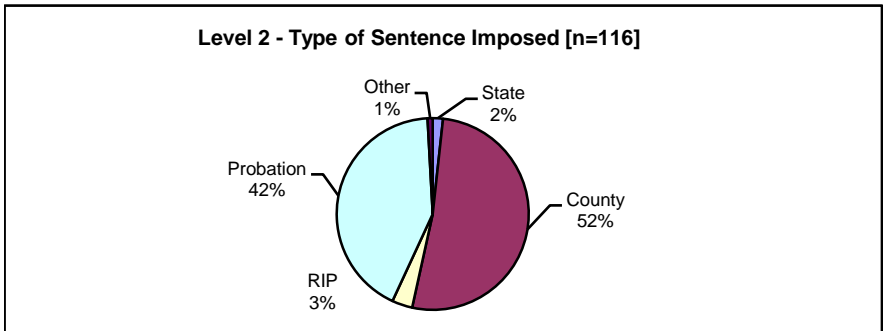
	<u>Number</u>	<u>Percent</u>
State	7	100.0%
County	0	0.0%
RIP	0	0.0%
Probation	0	0.0%
Other	0	0.0%
Total	7	100.0%



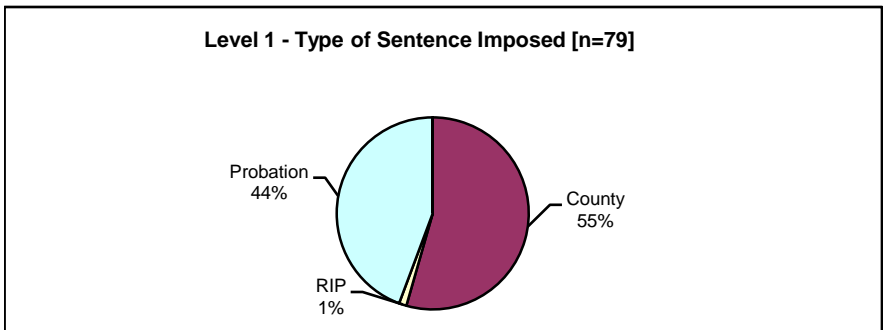
	<u>Number</u>	<u>Percent</u>
State	5	71.4%
County	1	14.3%
RIP	0	0.0%
Probation	1	14.3%
Other	0	0.0%
Total	7	100.0%



	<u>Number</u>	<u>Percent</u>
State	7	18.9%
County	25	67.6%
RIP	0	0.0%
Probation	5	13.5%
Other	0	0.0%
Total	37	100.0%



	<u>Number</u>	<u>Percent</u>
State	2	1.7%
County	60	51.7%
RIP	4	3.4%
Probation	49	42.2%
Other	1	0.9%
Total	116	100.0%



	<u>Number</u>	<u>Percent</u>
State	0	0.0%
County	43	54.4%
RIP	1	1.3%
Probation	35	44.3%
Other	0	0.0%
Total	79	100.0%

Note: These numbers reflect the offender's most serious offense for a judicial proceeding.