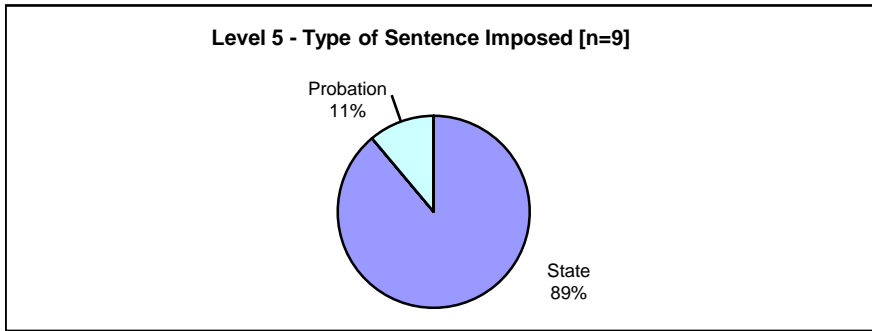
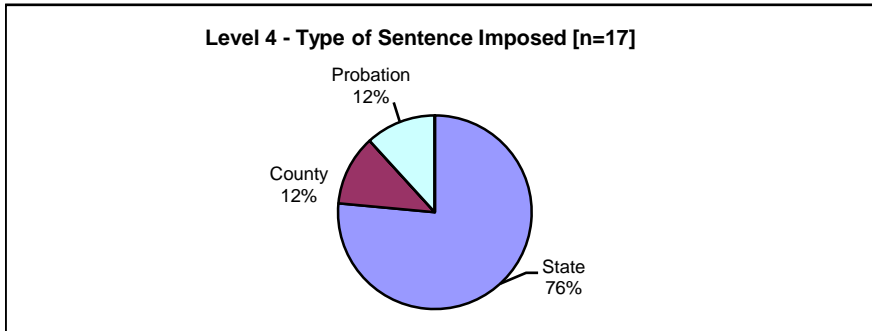


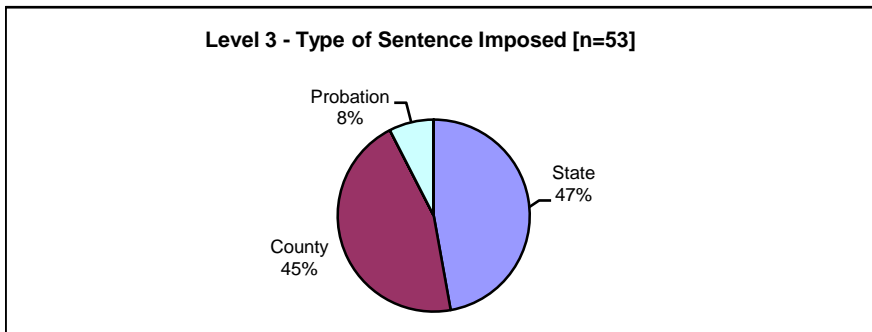
**Type of Sentence Imposed During 2004 by Sentencing Guideline Level [Clearfield: N=426]**



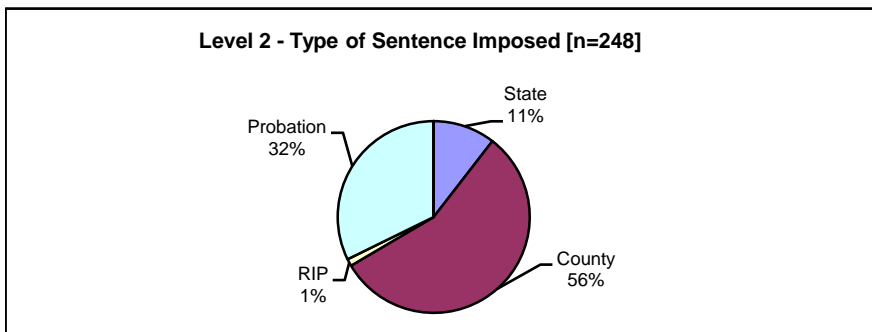
	<u>Number</u>	<u>Percent</u>
State	8	88.9%
County	0	0.0%
RIP	0	0.0%
Probation	1	11.1%
Other	0	0.0%
Total	9	100.0%



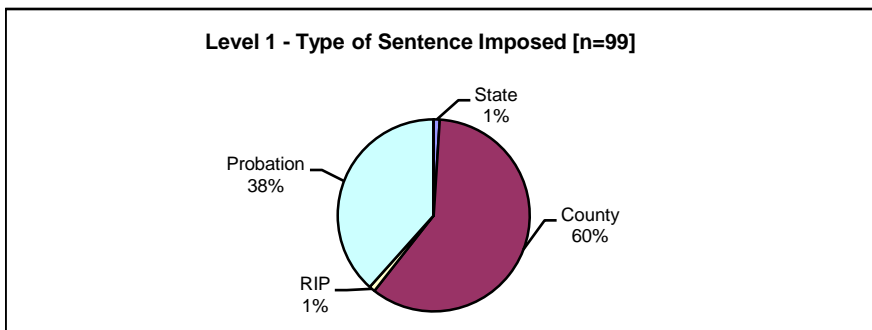
	<u>Number</u>	<u>Percent</u>
State	13	76.5%
County	2	11.8%
RIP	0	0.0%
Probation	2	11.8%
Other	0	0.0%
Total	17	100.0%



	<u>Number</u>	<u>Percent</u>
State	25	47.2%
County	24	45.3%
RIP	0	0.0%
Probation	4	7.5%
Other	0	0.0%
Total	53	100.0%



	<u>Number</u>	<u>Percent</u>
State	26	10.5%
County	139	56.0%
RIP	3	1.2%
Probation	80	32.3%
Other	0	0.0%
Total	248	100.0%



	<u>Number</u>	<u>Percent</u>
State	1	1.0%
County	59	59.6%
RIP	1	1.0%
Probation	38	38.4%
Other	0	0.0%
Total	99	100.0%

Note: These numbers reflect the offender's most serious offense for a judicial proceeding.