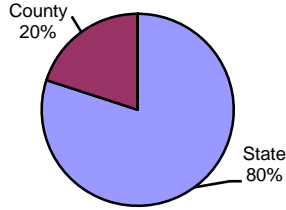


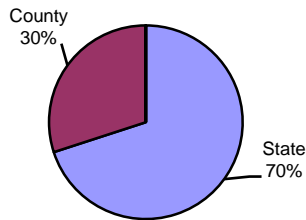
Type of Sentence Imposed During 2004 by Sentencing Guideline Level [Clinton: N=152]

Level 5 - Type of Sentence Imposed [n=5]



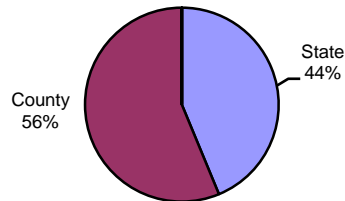
	<u>Number</u>	<u>Percent</u>
State	4	80.0%
County	1	20.0%
RIP	0	0.0%
Probation	0	0.0%
Other	0	0.0%
Total	5	100.0%

Level 4 - Type of Sentence Imposed [n=10]



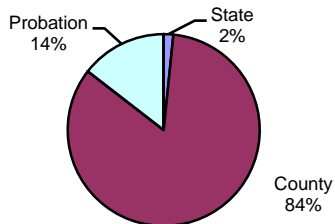
	<u>Number</u>	<u>Percent</u>
State	7	70.0%
County	3	30.0%
RIP	0	0.0%
Probation	0	0.0%
Other	0	0.0%
Total	10	100.0%

Level 3 - Type of Sentence Imposed [n=16]



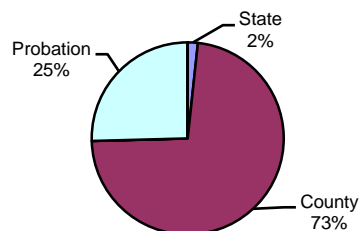
	<u>Number</u>	<u>Percent</u>
State	7	43.8%
County	9	56.3%
RIP	0	0.0%
Probation	0	0.0%
Other	0	0.0%
Total	16	100.0%

Level 2 - Type of Sentence Imposed [n=62]



	<u>Number</u>	<u>Percent</u>
State	1	1.6%
County	52	83.9%
RIP	0	0.0%
Probation	9	14.5%
Other	0	0.0%
Total	62	100.0%

Level 1 - Type of Sentence Imposed [n=59]



	<u>Number</u>	<u>Percent</u>
State	1	1.7%
County	43	72.9%
RIP	0	0.0%
Probation	15	25.4%
Other	0	0.0%
Total	59	100.0%

Note: These numbers reflect the offender's most serious offense for a judicial proceeding.