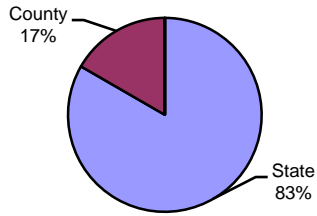


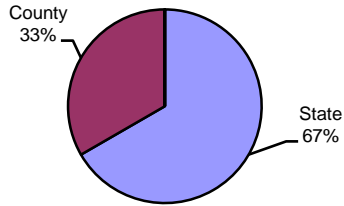
Type of Sentence Imposed During 2004 by Sentencing Guideline Level [Columbia: N=186]

Level 5 - Type of Sentence Imposed [n=6]



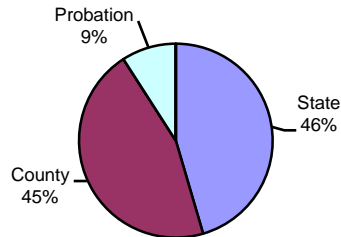
	<u>Number</u>	<u>Percent</u>
State	5	83.3%
County	1	16.7%
RIP	0	0.0%
Probation	0	0.0%
Other	0	0.0%
Total	6	100.0%

Level 4 - Type of Sentence Imposed [n=9]



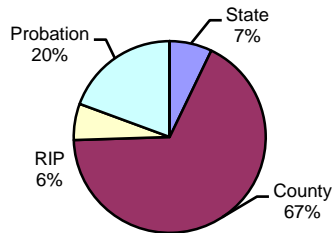
	<u>Number</u>	<u>Percent</u>
State	6	66.7%
County	3	33.3%
RIP	0	0.0%
Probation	0	0.0%
Other	0	0.0%
Total	9	100.0%

Level 3 - Type of Sentence Imposed [n=22]



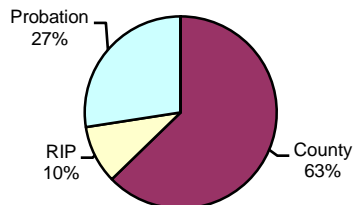
	<u>Number</u>	<u>Percent</u>
State	10	45.5%
County	10	45.5%
RIP	0	0.0%
Probation	2	9.1%
Other	0	0.0%
Total	22	100.0%

Level 2 - Type of Sentence Imposed [n=98]



	<u>Number</u>	<u>Percent</u>
State	7	7.1%
County	66	67.3%
RIP	6	6.1%
Probation	19	19.4%
Other	0	0.0%
Total	98	100.0%

Level 1 - Type of Sentence Imposed [n=51]



	<u>Number</u>	<u>Percent</u>
State	0	0.0%
County	32	62.7%
RIP	5	9.8%
Probation	14	27.5%
Other	0	0.0%
Total	51	100.0%

Note: These numbers reflect the offender's most serious offense for a judicial proceeding.