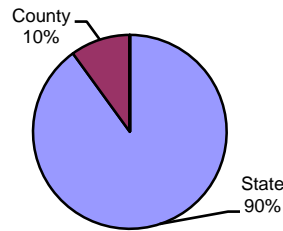


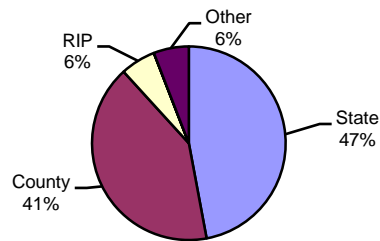
**Type of Sentence Imposed During 2004 by Sentencing Guideline Level [Crawford: N=506]**

**Level 5 - Type of Sentence Imposed [n=10]**



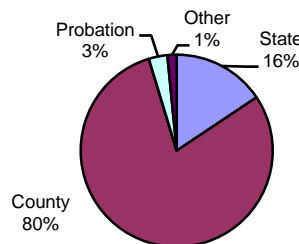
	<u>Number</u>	<u>Percent</u>
State	9	90.0%
County	1	10.0%
RIP	0	0.0%
Probation	0	0.0%
Other	0	0.0%
Total	10	100.0%

**Level 4 - Type of Sentence Imposed [n=17]**



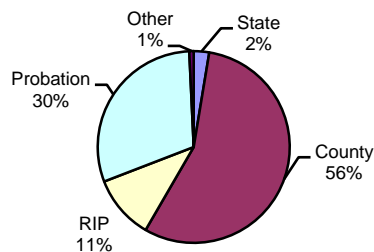
	<u>Number</u>	<u>Percent</u>
State	8	47.1%
County	7	41.2%
RIP	1	5.9%
Probation	0	0.0%
Other	1	5.9%
Total	17	100.0%

**Level 3 - Type of Sentence Imposed [n=64]**



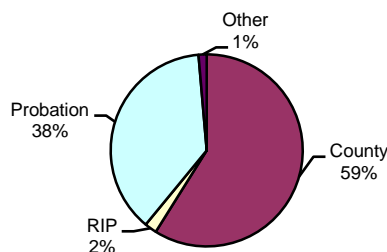
	<u>Number</u>	<u>Percent</u>
State	10	15.6%
County	51	79.7%
RIP	0	0.0%
Probation	2	3.1%
Other	1	1.6%
Total	64	100.0%

**Level 2 - Type of Sentence Imposed [n=269]**



	<u>Number</u>	<u>Percent</u>
State	7	2.6%
County	150	55.8%
RIP	29	10.8%
Probation	81	30.1%
Other	2	0.7%
Total	269	100.0%

**Level 1 - Type of Sentence Imposed [n=146]**



	<u>Number</u>	<u>Percent</u>
State	0	0.0%
County	86	58.9%
RIP	3	2.1%
Probation	55	37.7%
Other	2	1.4%
Total	146	100.0%

Note: These numbers reflect the offender's most serious offense for a judicial proceeding.