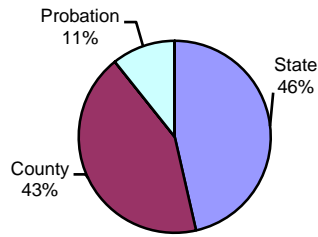


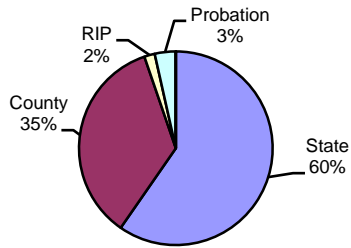
**Type of Sentence Imposed During 2004 by Sentencing Guideline Level [Cumberland: N=1,111]**

**Level 5 - Type of Sentence Imposed [n=28]**



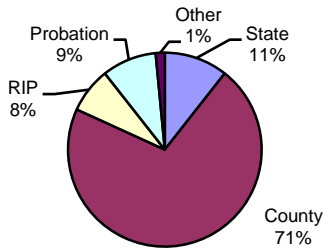
	<u>Number</u>	<u>Percent</u>
State	13	46.4%
County	12	42.9%
RIP	0	0.0%
Probation	3	10.7%
Other	0	0.0%
Total	28	100.0%

**Level 4 - Type of Sentence Imposed [n=57]**



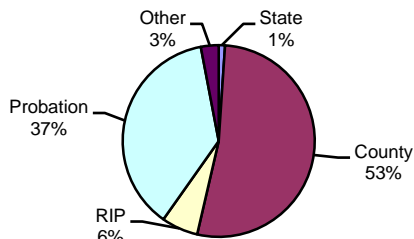
	<u>Number</u>	<u>Percent</u>
State	34	59.6%
County	20	35.1%
RIP	1	1.8%
Probation	2	3.5%
Other	0	0.0%
Total	57	100.0%

**Level 3 - Type of Sentence Imposed [n=132]**



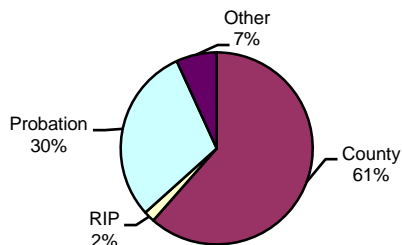
	<u>Number</u>	<u>Percent</u>
State	14	10.6%
County	94	71.2%
RIP	10	7.6%
Probation	12	9.1%
Other	2	1.5%
Total	132	100.0%

**Level 2 - Type of Sentence Imposed [n=567]**



	<u>Number</u>	<u>Percent</u>
State	6	1.1%
County	298	52.6%
RIP	35	6.2%
Probation	211	37.2%
Other	17	3.0%
Total	567	100.0%
Missing	4	
	571	

**Level 1 - Type of Sentence Imposed [n=322]**



	<u>Number</u>	<u>Percent</u>
State	0	0.0%
County	198	61.5%
RIP	6	1.9%
Probation	96	29.8%
Other	22	6.8%
Total	322	100.0%
Missing	1	
	323	

Note: These numbers reflect the offender's most serious offense for a judicial proceeding.