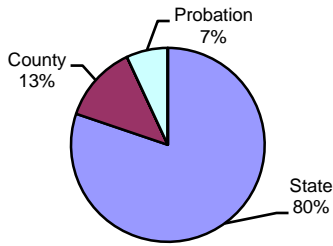


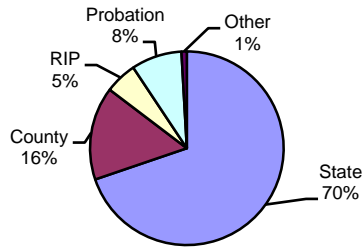
**Type of Sentence Imposed During 2004 by Sentencing Guideline Level [Dauphin: N=2,229]**

**Level 5 - Type of Sentence Imposed [n=101]**



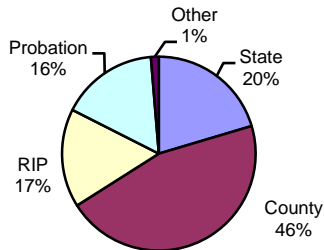
	<u>Number</u>	<u>Percent</u>
State	81	80.2%
County	13	12.9%
RIP	0	0.0%
Probation	7	6.9%
Other	0	0.0%
Total	101	100.0%

**Level 4 - Type of Sentence Imposed [n=225]**



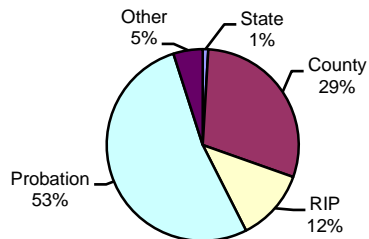
	<u>Number</u>	<u>Percent</u>
State	157	69.8%
County	35	15.6%
RIP	12	5.3%
Probation	19	8.4%
Other	2	0.9%
Total	225	100.0%

**Level 3 - Type of Sentence Imposed [n=456]**



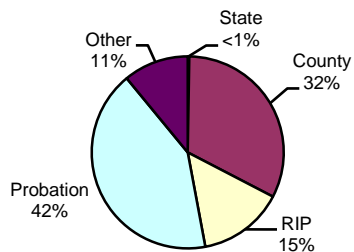
	<u>Number</u>	<u>Percent</u>
State	93	20.4%
County	208	45.6%
RIP	75	16.4%
Probation	74	16.2%
Other	6	1.3%
Total	456	100.0%

**Level 2 - Type of Sentence Imposed [n=1072]**



	<u>Number</u>	<u>Percent</u>
State	10	0.9%
County	316	29.5%
RIP	130	12.1%
Probation	563	52.5%
Other	53	4.9%
Total	1072	100.0%
Missing	1	
	1073	

**Level 1 - Type of Sentence Imposed [n=374]**



	<u>Number</u>	<u>Percent</u>
State	1	0.3%
County	121	32.4%
RIP	54	14.4%
Probation	157	42.0%
Other	41	11.0%
Total	374	100.0%

Note: These numbers reflect the offender's most serious offense for a judicial proceeding.