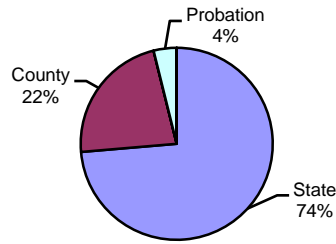


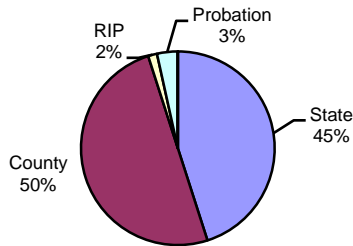
Type of Sentence Imposed During 2004 by Sentencing Guideline Level [Delaware: N=3,256]

Level 5 - Type of Sentence Imposed [n=129]



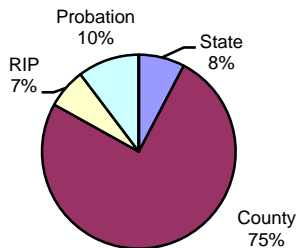
	<u>Number</u>	<u>Percent</u>
State	95	73.6%
County	29	22.5%
RIP	0	0.0%
Probation	5	3.9%
Other	0	0.0%
Total	129	100.0%

Level 4 - Type of Sentence Imposed [n=202]



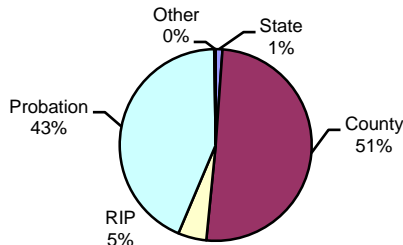
	<u>Number</u>	<u>Percent</u>
State	91	45.0%
County	101	50.0%
RIP	3	1.5%
Probation	7	3.5%
Other	0	0.0%
Total	202	100.0%

Level 3 - Type of Sentence Imposed [n=573]



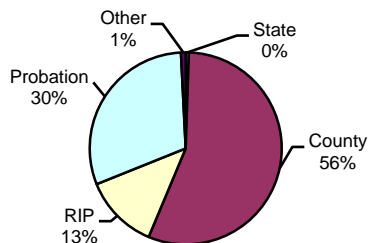
	<u>Number</u>	<u>Percent</u>
State	44	7.7%
County	432	75.4%
RIP	38	6.6%
Probation	59	10.3%
Other	0	0.0%
Total	573	100.0%
Missing	2	
	575	

Level 2 - Type of Sentence Imposed [n=1588]



	<u>Number</u>	<u>Percent</u>
State	18	1.1%
County	801	50.4%
RIP	76	4.8%
Probation	689	43.4%
Other	4	0.3%
Total	1588	100.0%
Missing	7	
	1595	

Level 1 - Type of Sentence Imposed [n=753]



	<u>Number</u>	<u>Percent</u>
State	4	0.5%
County	420	55.8%
RIP	95	12.6%
Probation	228	30.3%
Other	6	0.8%
Total	753	100.0%
Missing	2	
	755	

Note: These numbers reflect the offender's most serious offense for a judicial proceeding.