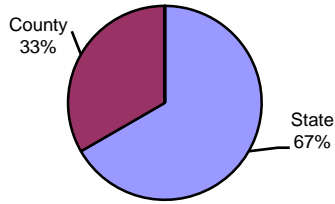


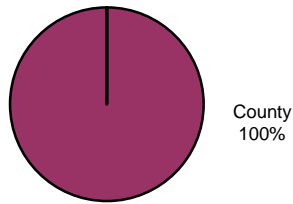
Type of Sentence Imposed During 2004 by Sentencing Guideline Level [Elk: N=141]

Level 5 - Type of Sentence Imposed [n=3]



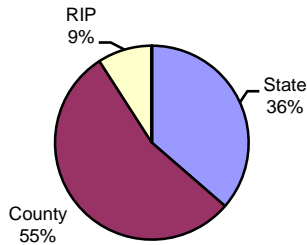
	<u>Number</u>	<u>Percent</u>
State	2	66.7%
County	1	33.3%
RIP	0	0.0%
Probation	0	0.0%
Other	0	0.0%
Total	3	100.0%

Level 4 - Type of Sentence Imposed [n=1]



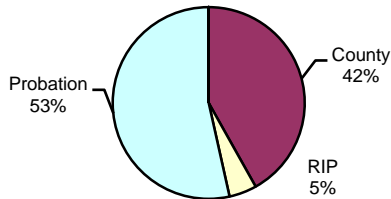
	<u>Number</u>	<u>Percent</u>
State	0	0.0%
County	1	100.0%
RIP	0	0.0%
Probation	0	0.0%
Other	0	0.0%
Total	1	100.0%

Level 3 - Type of Sentence Imposed [n=11]



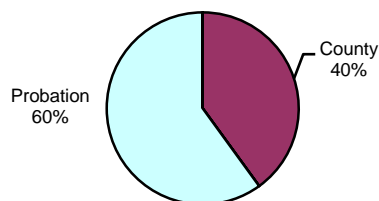
	<u>Number</u>	<u>Percent</u>
State	4	36.4%
County	6	54.5%
RIP	1	9.1%
Probation	0	0.0%
Other	0	0.0%
Total	11	100.0%

Level 2 - Type of Sentence Imposed [n=86]



	<u>Number</u>	<u>Percent</u>
State	0	0.0%
County	36	41.9%
RIP	4	4.7%
Probation	46	53.5%
Other	0	0.0%
Total	86	100.0%

Level 1 - Type of Sentence Imposed [n=40]



	<u>Number</u>	<u>Percent</u>
State	0	0.0%
County	16	40.0%
RIP	0	0.0%
Probation	24	60.0%
Other	0	0.0%
Total	40	100.0%

Note: These numbers reflect the offender's most serious offense for a judicial proceeding.