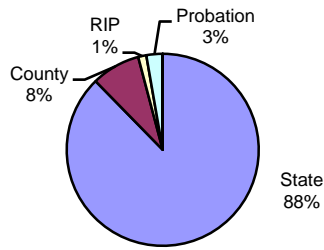


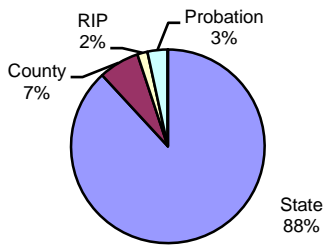
Type of Sentence Imposed During 2004 by Sentencing Guideline Level [Erie: N=1,382]

Level 5 - Type of Sentence Imposed [n=73]



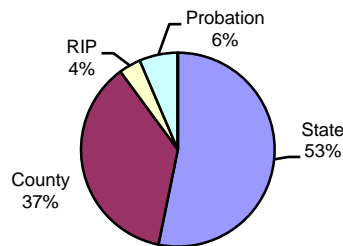
	<u>Number</u>	<u>Percent</u>
State	64	87.7%
County	6	8.2%
RIP	1	1.4%
Probation	2	2.7%
Other	0	0.0%
Total	73	100.0%

Level 4 - Type of Sentence Imposed [n=59]



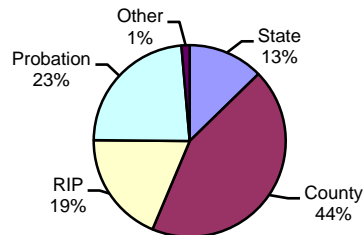
	<u>Number</u>	<u>Percent</u>
State	52	88.1%
County	4	6.8%
RIP	1	1.7%
Probation	2	3.4%
Other	0	0.0%
Total	59	100.0%

Level 3 - Type of Sentence Imposed [n=218]



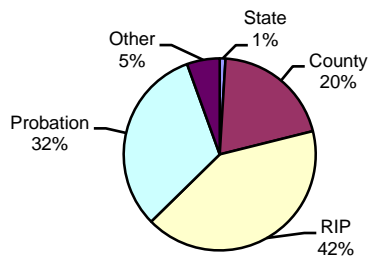
	<u>Number</u>	<u>Percent</u>
State	116	53.2%
County	80	36.7%
RIP	8	3.7%
Probation	14	6.4%
Other	0	0.0%
Total	218	100.0%

Level 2 - Type of Sentence Imposed [n=724]



	<u>Number</u>	<u>Percent</u>
State	92	12.7%
County	316	43.6%
RIP	136	18.8%
Probation	170	23.5%
Other	10	1.4%
Total	724	100.0%

Level 1 - Type of Sentence Imposed [n=308]



	<u>Number</u>	<u>Percent</u>
State	3	1.0%
County	62	20.1%
RIP	128	41.6%
Probation	98	31.8%
Other	17	5.5%
Total	308	100.0%

Note: These numbers reflect the offender's most serious offense for a judicial proceeding.