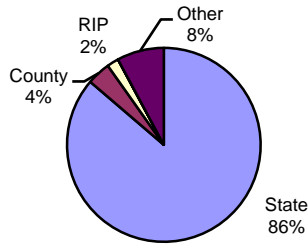


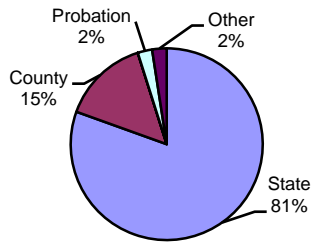
**Type of Sentence Imposed During 2004 by Sentencing Guideline Level [Fayette: N=905]**

**Level 5 - Type of Sentence Imposed [n=51]**



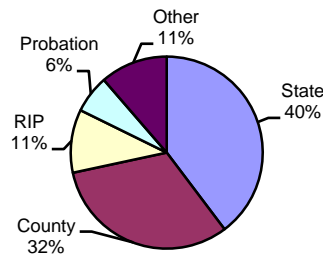
	<u>Number</u>	<u>Percent</u>
State	44	86.3%
County	2	3.9%
RIP	1	2.0%
Probation	0	0.0%
Other	4	7.8%
Total	51	100.0%

**Level 4 - Type of Sentence Imposed [n=41]**



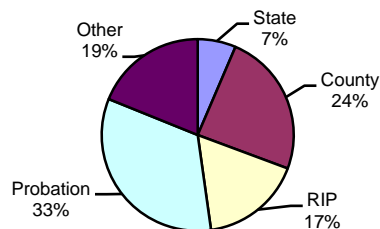
	<u>Number</u>	<u>Percent</u>
State	33	80.5%
County	6	14.6%
RIP	0	0.0%
Probation	1	2.4%
Other	1	2.4%
Total	41	100.0%

**Level 3 - Type of Sentence Imposed [n=141]**



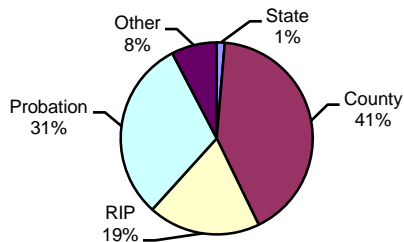
	<u>Number</u>	<u>Percent</u>
State	56	39.7%
County	45	31.9%
RIP	15	10.6%
Probation	9	6.4%
Other	16	11.3%
Total	141	100.0%

**Level 2 - Type of Sentence Imposed [n=450]**



	<u>Number</u>	<u>Percent</u>
State	29	6.4%
County	109	24.2%
RIP	77	17.1%
Probation	150	33.3%
Other	85	18.9%
Total	450	100.0%

**Level 1 - Type of Sentence Imposed [n=222]**



	<u>Number</u>	<u>Percent</u>
State	3	1.4%
County	92	41.4%
RIP	42	18.9%
Probation	68	30.6%
Other	17	7.7%
Total	222	100.0%

Note: These numbers reflect the offender's most serious offense for a judicial proceeding.