



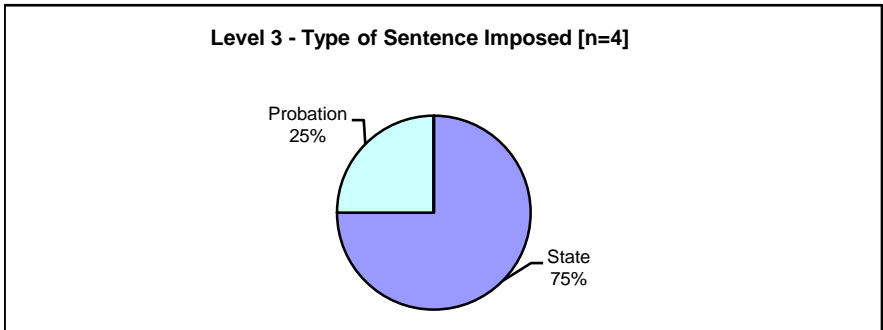
**Type of Sentence Imposed During 2004 by Sentencing Guideline Level [Forest: N=34]**



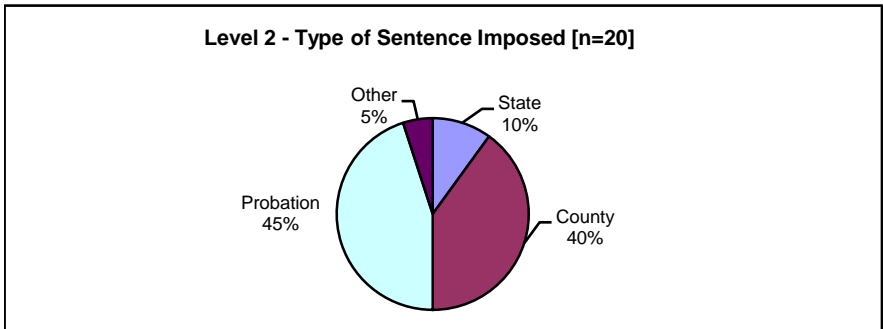
	<u>Number</u>	<u>Percent</u>
State	0	0.0%
County	0	0.0%
RIP	0	0.0%
Probation	0	0.0%
Other	0	0.0%
Total	0	0.0%



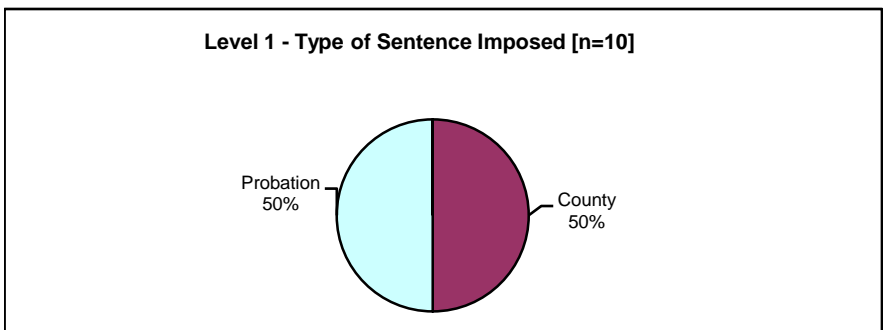
	<u>Number</u>	<u>Percent</u>
State	0	0.0%
County	0	0.0%
RIP	0	0.0%
Probation	0	0.0%
Other	0	0.0%
Total	0	0.0%



	<u>Number</u>	<u>Percent</u>
State	3	75.0%
County	0	0.0%
RIP	0	0.0%
Probation	1	25.0%
Other	0	0.0%
Total	4	100.0%



	<u>Number</u>	<u>Percent</u>
State	2	10.0%
County	8	40.0%
RIP	0	0.0%
Probation	9	45.0%
Other	1	5.0%
Total	20	100.0%



	<u>Number</u>	<u>Percent</u>
State	0	0.0%
County	5	50.0%
RIP	0	0.0%
Probation	5	50.0%
Other	0	0.0%
Total	10	100.0%

Note: These numbers reflect the offender's most serious offense for a judicial proceeding.