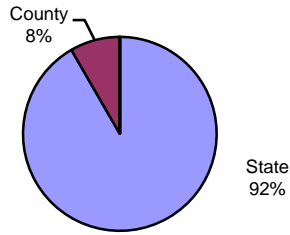


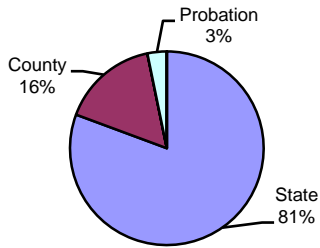
**Type of Sentence Imposed During 2004 by Sentencing Guideline Level [Franklin: N=790]**

**Level 5 - Type of Sentence Imposed [n=12]**



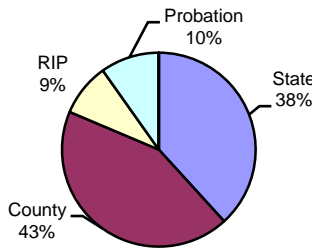
	<u>Number</u>	<u>Percent</u>
State	11	91.7%
County	1	8.3%
RIP	0	0.0%
Probation	0	0.0%
Other	0	0.0%
Total	12	100.0%

**Level 4 - Type of Sentence Imposed [n=31]**



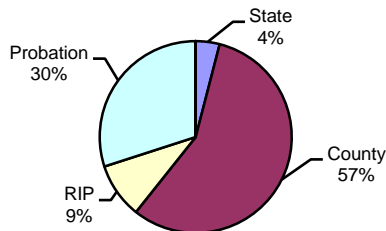
	<u>Number</u>	<u>Percent</u>
State	25	80.6%
County	5	16.1%
RIP	0	0.0%
Probation	1	3.2%
Other	0	0.0%
Total	31	100.0%

**Level 3 - Type of Sentence Imposed [n=102]**



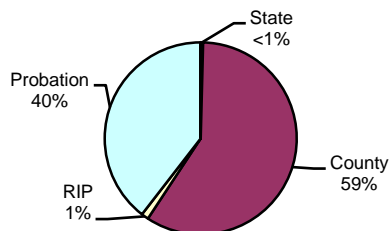
	<u>Number</u>	<u>Percent</u>
State	39	38.2%
County	44	43.1%
RIP	9	8.8%
Probation	10	9.8%
Other	0	0.0%
Total	102	100.0%

**Level 2 - Type of Sentence Imposed [n=397]**



	<u>Number</u>	<u>Percent</u>
State	16	4.0%
County	225	56.7%
RIP	37	9.3%
Probation	119	30.0%
Other	0	0.0%
Total	397	100.0%

**Level 1 - Type of Sentence Imposed [n=248]**



	<u>Number</u>	<u>Percent</u>
State	1	0.4%
County	146	58.9%
RIP	3	1.2%
Probation	98	39.5%
Other	0	0.0%
Total	248	100.0%

Note: These numbers reflect the offender's most serious offense for a judicial proceeding.