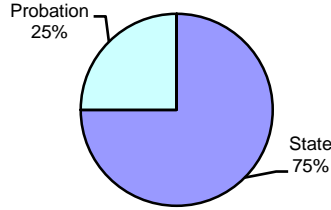


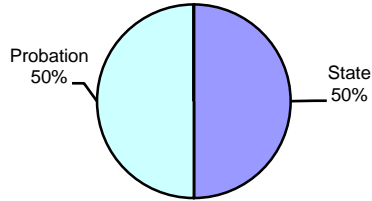
Type of Sentence Imposed During 2004 by Sentencing Guideline Level [Fulton: N=75]

Level 5 - Type of Sentence Imposed [n=4]



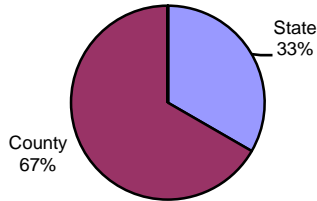
| | <u>Number</u> | <u>Percent</u> |
|-----------|---------------|----------------|
| State | 3 | 75.0% |
| County | 0 | 0.0% |
| RIP | 0 | 0.0% |
| Probation | 1 | 25.0% |
| Other | 0 | 0.0% |
| Total | 4 | 100.0% |

Level 4 - Type of Sentence Imposed [n=2]



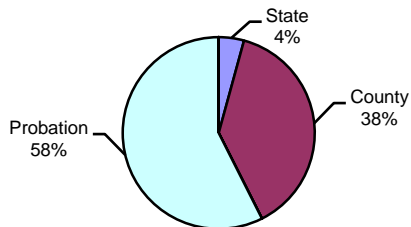
| | <u>Number</u> | <u>Percent</u> |
|-----------|---------------|----------------|
| State | 1 | 50.0% |
| County | 0 | 0.0% |
| RIP | 0 | 0.0% |
| Probation | 1 | 50.0% |
| Other | 0 | 0.0% |
| Total | 2 | 100.0% |

Level 3 - Type of Sentence Imposed [n=9]



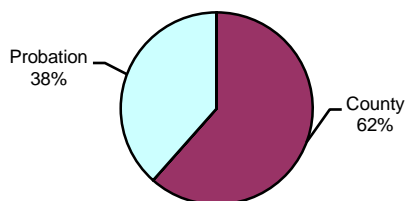
| | <u>Number</u> | <u>Percent</u> |
|-----------|---------------|----------------|
| State | 3 | 33.3% |
| County | 6 | 66.7% |
| RIP | 0 | 0.0% |
| Probation | 0 | 0.0% |
| Other | 0 | 0.0% |
| Total | 9 | 100.0% |

Level 2 - Type of Sentence Imposed [n=47]



| | <u>Number</u> | <u>Percent</u> |
|-----------|---------------|----------------|
| State | 2 | 4.3% |
| County | 18 | 38.3% |
| RIP | 0 | 0.0% |
| Probation | 27 | 57.4% |
| Other | 0 | 0.0% |
| Total | 47 | 100.0% |

Level 1 - Type of Sentence Imposed [n=13]



| | <u>Number</u> | <u>Percent</u> |
|-----------|---------------|----------------|
| State | 0 | 0.0% |
| County | 8 | 61.5% |
| RIP | 0 | 0.0% |
| Probation | 5 | 38.5% |
| Other | 0 | 0.0% |
| Total | 13 | 100.0% |

Note: These numbers reflect the offender's most serious offense for a judicial proceeding.