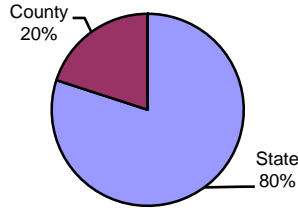


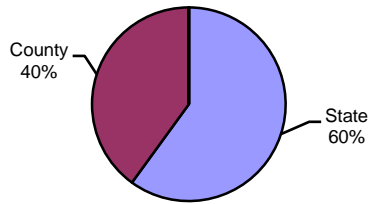
Type of Sentence Imposed During 2004 by Sentencing Guideline Level [Greene: N=238]

Level 5 - Type of Sentence Imposed [n=5]



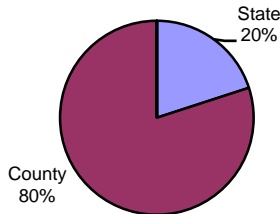
	<u>Number</u>	<u>Percent</u>
State	4	80.0%
County	1	20.0%
RIP	0	0.0%
Probation	0	0.0%
Other	0	0.0%
Total	5	100.0%

Level 4 - Type of Sentence Imposed [n=5]



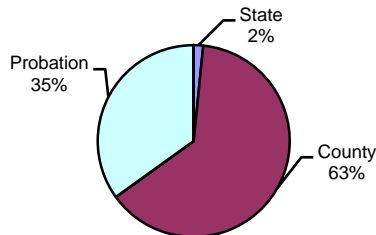
	<u>Number</u>	<u>Percent</u>
State	3	60.0%
County	2	40.0%
RIP	0	0.0%
Probation	0	0.0%
Other	0	0.0%
Total	5	100.0%

Level 3 - Type of Sentence Imposed [n=40]



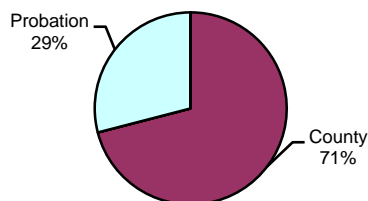
	<u>Number</u>	<u>Percent</u>
State	8	20.0%
County	32	80.0%
RIP	0	0.0%
Probation	0	0.0%
Other	0	0.0%
Total	40	100.0%

Level 2 - Type of Sentence Imposed [n=126]



	<u>Number</u>	<u>Percent</u>
State	2	1.6%
County	80	63.5%
RIP	0	0.0%
Probation	44	34.9%
Other	0	0.0%
Total	126	100.0%

Level 1 - Type of Sentence Imposed [n=62]



	<u>Number</u>	<u>Percent</u>
State	0	0.0%
County	44	71.0%
RIP	0	0.0%
Probation	18	29.0%
Other	0	0.0%
Total	62	100.0%

Note: These numbers reflect the offender's most serious offense for a judicial proceeding.