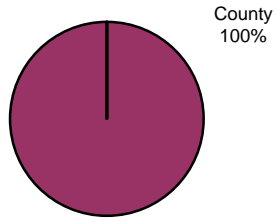


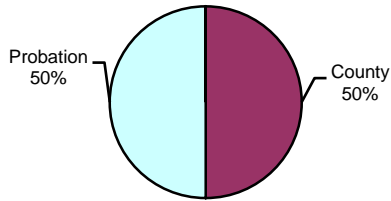
Type of Sentence Imposed During 2004 by Sentencing Guideline Level [Huntingdon: N=160]

Level 5 - Type of Sentence Imposed [n=4]



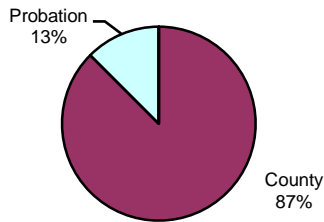
	<u>Number</u>	<u>Percent</u>
State	0	0.0%
County	4	100.0%
RIP	0	0.0%
Probation	0	0.0%
Other	0	0.0%
Total	4	100.0%

Level 4 - Type of Sentence Imposed [n=2]



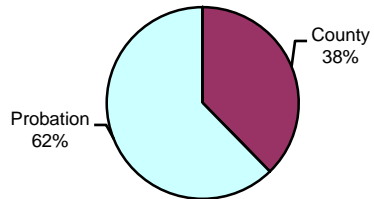
	<u>Number</u>	<u>Percent</u>
State	0	0.0%
County	1	50.0%
RIP	0	0.0%
Probation	1	50.0%
Other	0	0.0%
Total	2	100.0%

Level 3 - Type of Sentence Imposed [n=16]



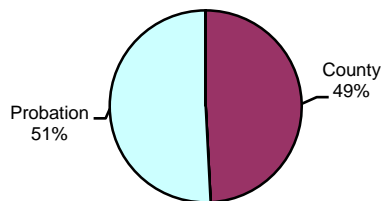
	<u>Number</u>	<u>Percent</u>
State	0	0.0%
County	14	87.5%
RIP	0	0.0%
Probation	2	12.5%
Other	0	0.0%
Total	16	100.0%

Level 2 - Type of Sentence Imposed [n=77]



	<u>Number</u>	<u>Percent</u>
State	0	0.0%
County	29	37.7%
RIP	0	0.0%
Probation	48	62.3%
Other	0	0.0%
Total	77	100.0%

Level 1 - Type of Sentence Imposed [n=61]



	<u>Number</u>	<u>Percent</u>
State	0	0.0%
County	30	49.2%
RIP	0	0.0%
Probation	31	50.8%
Other	0	0.0%
Total	61	100.0%

Note: These numbers reflect the offender's most serious offense for a judicial proceeding.