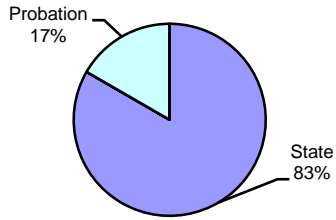


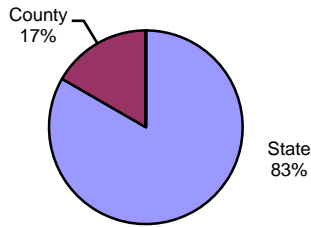
Type of Sentence Imposed During 2004 by Sentencing Guideline Level [Indiana: N=353]

Level 5 - Type of Sentence Imposed [n=6]



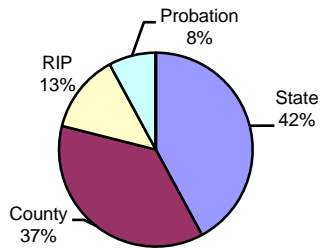
	<u>Number</u>	<u>Percent</u>
State	5	83.3%
County	0	0.0%
RIP	0	0.0%
Probation	1	16.7%
Other	0	0.0%
Total	6	100.0%

Level 4 - Type of Sentence Imposed [n=6]



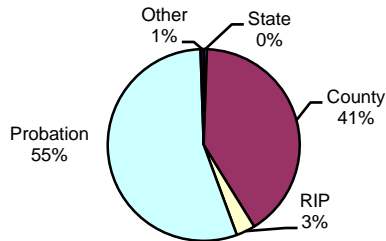
	<u>Number</u>	<u>Percent</u>
State	5	83.3%
County	1	16.7%
RIP	0	0.0%
Probation	0	0.0%
Other	0	0.0%
Total	6	100.0%

Level 3 - Type of Sentence Imposed [n=38]



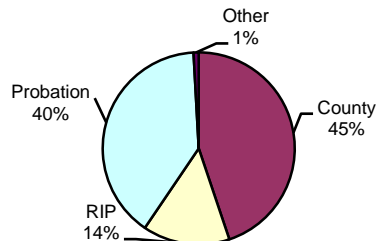
	<u>Number</u>	<u>Percent</u>
State	16	42.1%
County	14	36.8%
RIP	5	13.2%
Probation	3	7.9%
Other	0	0.0%
Total	38	100.0%

Level 2 - Type of Sentence Imposed [n=187]



	<u>Number</u>	<u>Percent</u>
State	1	0.5%
County	76	40.6%
RIP	6	3.2%
Probation	103	55.1%
Other	1	0.5%
Total	187	100.0%

Level 1 - Type of Sentence Imposed [n=116]



	<u>Number</u>	<u>Percent</u>
State	0	0.0%
County	52	44.8%
RIP	17	14.7%
Probation	46	39.7%
Other	1	0.9%
Total	116	100.0%

Note: These numbers reflect the offender's most serious offense for a judicial proceeding.