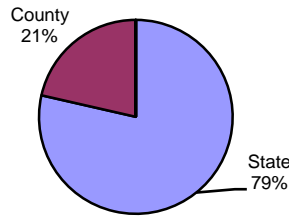


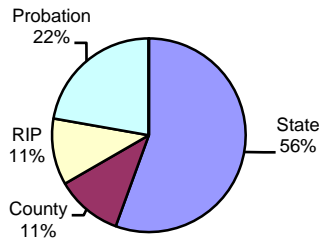
**Type of Sentence Imposed During 2004 by Sentencing Guideline Level [Jefferson: N=264]**

**Level 5 - Type of Sentence Imposed [n=14]**



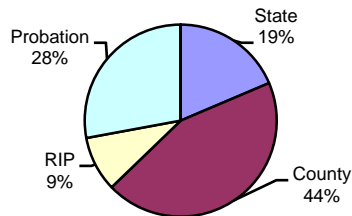
	<u>Number</u>	<u>Percent</u>
State	11	78.6%
County	3	21.4%
RIP	0	0.0%
Probation	0	0.0%
Other	0	0.0%
Total	14	100.0%

**Level 4 - Type of Sentence Imposed [n=9]**



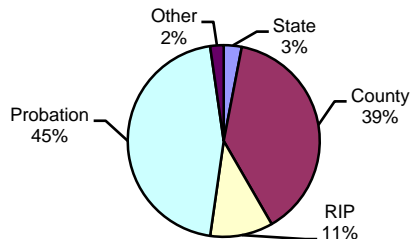
	<u>Number</u>	<u>Percent</u>
State	5	55.6%
County	1	11.1%
RIP	1	11.1%
Probation	2	22.2%
Other	0	0.0%
Total	9	100.0%

**Level 3 - Type of Sentence Imposed [n=43]**



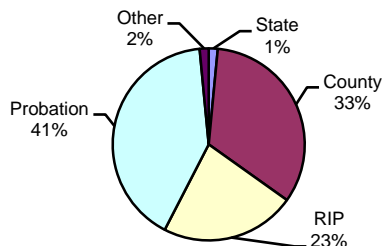
	<u>Number</u>	<u>Percent</u>
State	8	18.6%
County	19	44.2%
RIP	4	9.3%
Probation	12	27.9%
Other	0	0.0%
Total	43	100.0%

**Level 2 - Type of Sentence Imposed [n=132]**



	<u>Number</u>	<u>Percent</u>
State	4	3.0%
County	51	38.6%
RIP	14	10.6%
Probation	60	45.5%
Other	3	2.3%
Total	132	100.0%

**Level 1 - Type of Sentence Imposed [n=66]**



	<u>Number</u>	<u>Percent</u>
State	1	1.5%
County	22	33.3%
RIP	15	22.7%
Probation	27	40.9%
Other	1	1.5%
Total	66	100.0%

Note: These numbers reflect the offender's most serious offense for a judicial proceeding.