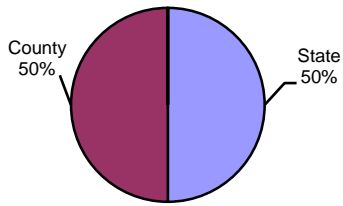


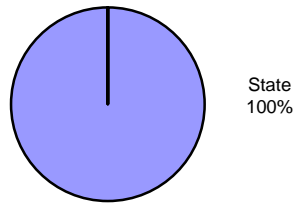
**Type of Sentence Imposed During 2004 by Sentencing Guideline Level [Juniata: N=39]**

**Level 5 - Type of Sentence Imposed [n=4]**



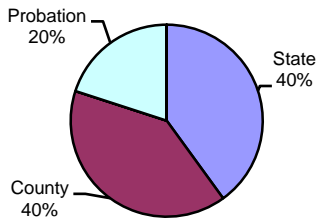
	<u>Number</u>	<u>Percent</u>
State	2	50.0%
County	2	50.0%
RIP	0	0.0%
Probation	0	0.0%
Other	0	0.0%
Total	4	100.0%

**Level 4 - Type of Sentence Imposed [n=1]**



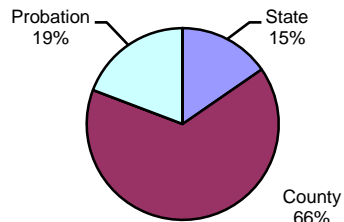
	<u>Number</u>	<u>Percent</u>
State	1	100.0%
County	0	0.0%
RIP	0	0.0%
Probation	0	0.0%
Other	0	0.0%
Total	1	100.0%

**Level 3 - Type of Sentence Imposed [n=5]**



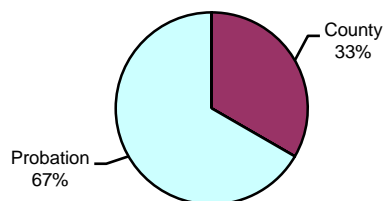
	<u>Number</u>	<u>Percent</u>
State	2	40.0%
County	2	40.0%
RIP	0	0.0%
Probation	1	20.0%
Other	0	0.0%
Total	5	100.0%

**Level 2 - Type of Sentence Imposed [n=26]**



	<u>Number</u>	<u>Percent</u>
State	4	15.4%
County	17	65.4%
RIP	0	0.0%
Probation	5	19.2%
Other	0	0.0%
Total	26	100.0%

**Level 1 - Type of Sentence Imposed [n=3]**



	<u>Number</u>	<u>Percent</u>
State	0	0.0%
County	1	33.3%
RIP	0	0.0%
Probation	2	66.7%
Other	0	0.0%
Total	3	100.0%

Note: These numbers reflect the offender's most serious offense for a judicial proceeding.