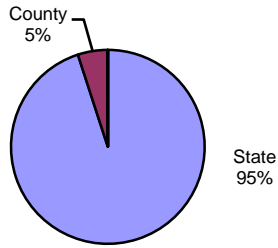


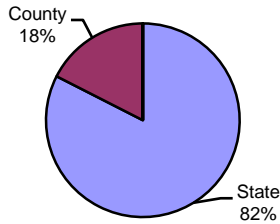
Type of Sentence Imposed During 2004 by Sentencing Guideline Level [Lackawanna: N=909]

Level 5 - Type of Sentence Imposed [n=20]



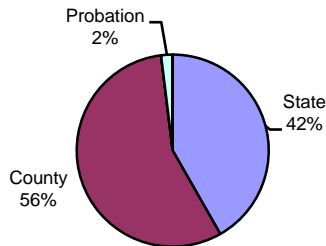
	<u>Number</u>	<u>Percent</u>
State	19	95.0%
County	1	5.0%
RIP	0	0.0%
Probation	0	0.0%
Other	0	0.0%
Total	20	100.0%

Level 4 - Type of Sentence Imposed [n=80]



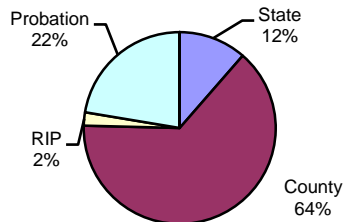
	<u>Number</u>	<u>Percent</u>
State	66	82.5%
County	14	17.5%
RIP	0	0.0%
Probation	0	0.0%
Other	0	0.0%
Total	80	100.0%

Level 3 - Type of Sentence Imposed [n=206]



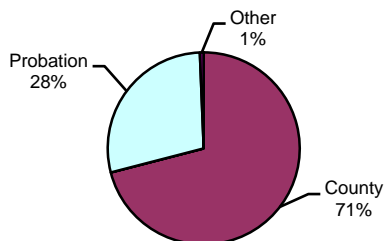
	<u>Number</u>	<u>Percent</u>
State	86	41.7%
County	116	56.3%
RIP	0	0.0%
Probation	4	1.9%
Other	0	0.0%
Total	206	100.0%

Level 2 - Type of Sentence Imposed [n=447]



	<u>Number</u>	<u>Percent</u>
State	51	11.4%
County	286	64.0%
RIP	10	2.2%
Probation	100	22.4%
Other	0	0.0%
Total	447	100.0%

Level 1 - Type of Sentence Imposed [n=155]



	<u>Number</u>	<u>Percent</u>
State	0	0.0%
County	110	71.0%
RIP	0	0.0%
Probation	44	28.4%
Other	1	0.6%
Total	155	100.0%
Missing	1	
	156	

Note: These numbers reflect the offender's most serious offense for a judicial proceeding.