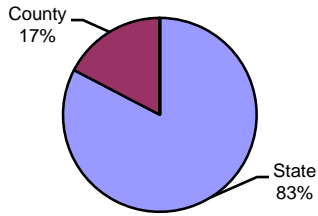


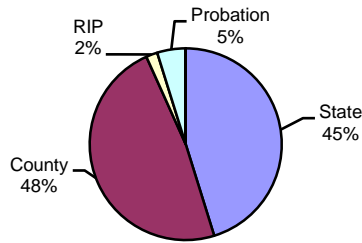
Type of Sentence Imposed During 2004 by Sentencing Guideline Level [Lancaster: N=2,174]

Level 5 - Type of Sentence Imposed [n=98]



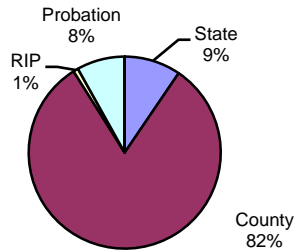
	<u>Number</u>	<u>Percent</u>
State	81	82.7%
County	17	17.3%
RIP	0	0.0%
Probation	0	0.0%
Other	0	0.0%
Total	98	100.0%

Level 4 - Type of Sentence Imposed [n=104]



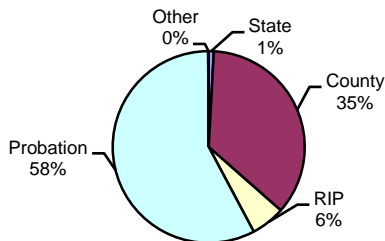
	<u>Number</u>	<u>Percent</u>
State	47	45.2%
County	50	48.1%
RIP	2	1.9%
Probation	5	4.8%
Other	0	0.0%
Total	104	100.0%

Level 3 - Type of Sentence Imposed [n=358]



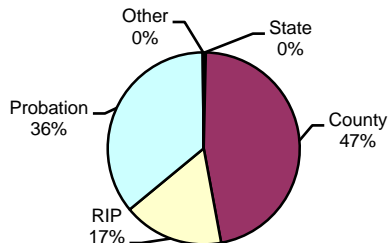
	<u>Number</u>	<u>Percent</u>
State	34	9.5%
County	292	81.6%
RIP	3	0.8%
Probation	29	8.1%
Other	0	0.0%
Total	358	100.0%

Level 2 - Type of Sentence Imposed [n=1,047]



	<u>Number</u>	<u>Percent</u>
State	9	0.9%
County	373	35.6%
RIP	60	5.7%
Probation	604	57.7%
Other	1	0.1%
Total	1047	100.0%

Level 1 - Type of Sentence Imposed [n=567]



	<u>Number</u>	<u>Percent</u>
State	2	0.4%
County	265	46.7%
RIP	96	16.9%
Probation	203	35.8%
Other	1	0.2%
Total	567	100.0%

Note: These numbers reflect the offender's most serious offense for a judicial proceeding.