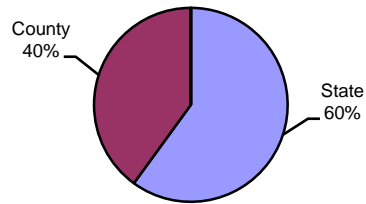


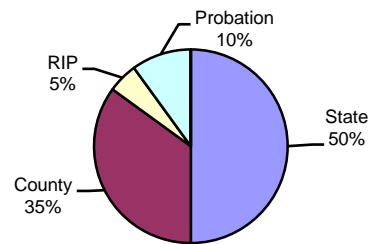
## Type of Sentence Imposed During 2004 by Sentencing Guideline Level [Lawrence: N=437]

**Level 5 - Type of Sentence Imposed [n=10]**



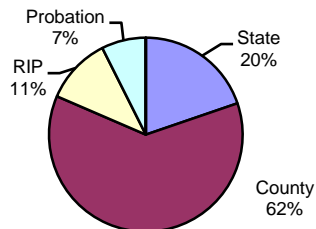
	<u>Number</u>	<u>Percent</u>
State	6	60.0%
County	4	40.0%
RIP	0	0.0%
Probation	0	0.0%
Other	0	0.0%
Total	10	100.0%

**Level 4 - Type of Sentence Imposed [n=20]**



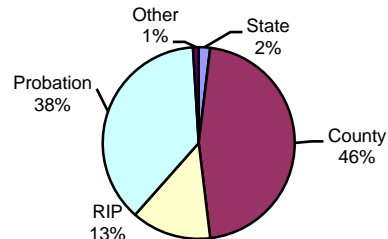
	<u>Number</u>	<u>Percent</u>
State	10	50.0%
County	7	35.0%
RIP	1	5.0%
Probation	2	10.0%
Other	0	0.0%
Total	20	100.0%

**Level 3 - Type of Sentence Imposed [n=81]**



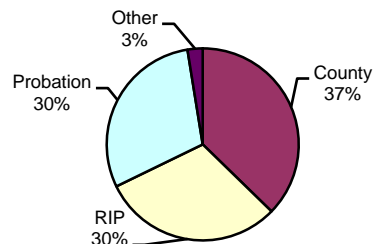
	<u>Number</u>	<u>Percent</u>
State	16	19.8%
County	50	61.7%
RIP	9	11.1%
Probation	6	7.4%
Other	0	0.0%
Total	81	100.0%

**Level 2 - Type of Sentence Imposed [n=208]**



	<u>Number</u>	<u>Percent</u>
State	4	1.9%
County	96	46.2%
RIP	28	13.5%
Probation	78	37.5%
Other	2	1.0%
Total	208	100.0%

**Level 1 - Type of Sentence Imposed [n=118]**



	<u>Number</u>	<u>Percent</u>
State	0	0.0%
County	44	37.3%
RIP	36	30.5%
Probation	35	29.7%
Other	3	2.5%
Total	118	100.0%

Note: These numbers reflect the offender's most serious offense for a judicial proceeding.