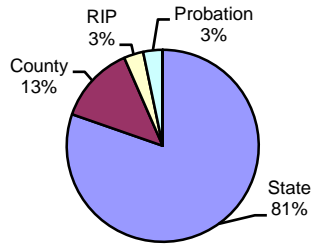


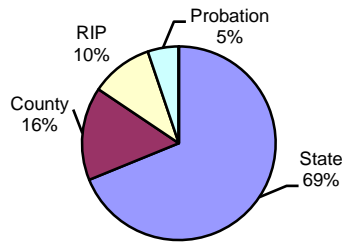
**Type of Sentence Imposed During 2004 by Sentencing Guideline Level [Luzerne: N=1,554]**

**Level 5 - Type of Sentence Imposed [n=61]**



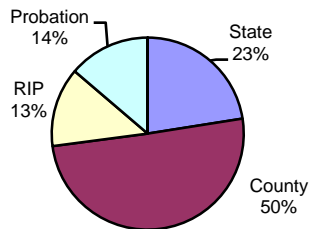
	<u>Number</u>	<u>Percent</u>
State	49	80.3%
County	8	13.1%
RIP	2	3.3%
Probation	2	3.3%
Other	0	0.0%
Total	61	100.0%

**Level 4 - Type of Sentence Imposed [n=77]**



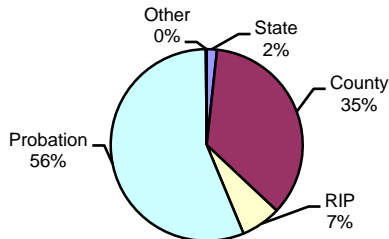
	<u>Number</u>	<u>Percent</u>
State	53	68.8%
County	12	15.6%
RIP	8	10.4%
Probation	4	5.2%
Other	0	0.0%
Total	77	100.0%

**Level 3 - Type of Sentence Imposed [n=240]**



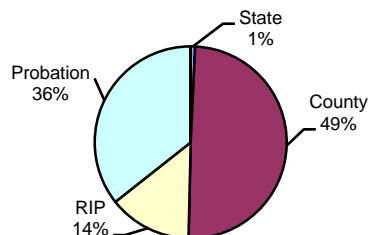
	<u>Number</u>	<u>Percent</u>
State	54	22.5%
County	121	50.4%
RIP	32	13.3%
Probation	33	13.8%
Other	0	0.0%
Total	240	100.0%

**Level 2 - Type of Sentence Imposed [n=638]**



	<u>Number</u>	<u>Percent</u>
State	11	1.7%
County	225	35.3%
RIP	43	6.7%
Probation	358	56.1%
Other	1	0.2%
Total	638	100.0%
Missing	2	
	640	

**Level 1 - Type of Sentence Imposed [n=536]**



	<u>Number</u>	<u>Percent</u>
State	4	0.7%
County	266	49.6%
RIP	75	14.0%
Probation	191	35.6%
Other	0	0.0%
Total	536	100.0%

Note: These numbers reflect the offender's most serious offense for a judicial proceeding.