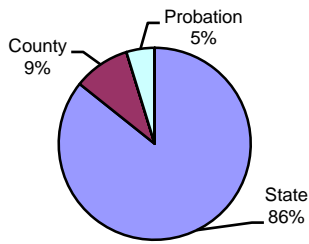


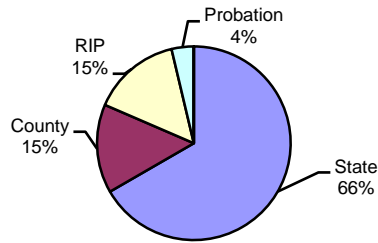
**Type of Sentence Imposed During 2004 by Sentencing Guideline Level [Lycoming: N=860]**

**Level 5 - Type of Sentence Imposed [n=21]**



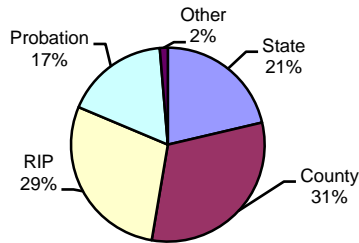
	<u>Number</u>	<u>Percent</u>
State	18	85.7%
County	2	9.5%
RIP	0	0.0%
Probation	1	4.8%
Other	0	0.0%
Total	21	100.0%

**Level 4 - Type of Sentence Imposed [n=54]**



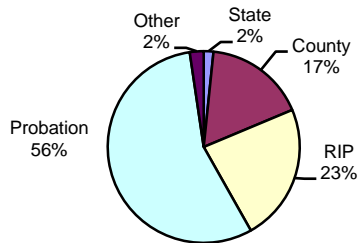
	<u>Number</u>	<u>Percent</u>
State	36	66.7%
County	8	14.8%
RIP	8	14.8%
Probation	2	3.7%
Other	0	0.0%
Total	54	100.0%

**Level 3 - Type of Sentence Imposed [n=150]**



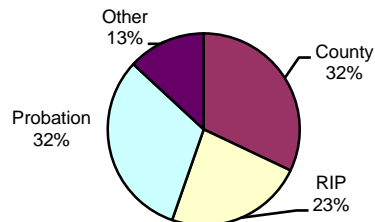
	<u>Number</u>	<u>Percent</u>
State	32	21.3%
County	47	31.3%
RIP	43	28.7%
Probation	26	17.3%
Other	2	1.3%
Total	150	100.0%

**Level 2 - Type of Sentence Imposed [n=428]**



	<u>Number</u>	<u>Percent</u>
State	7	1.6%
County	73	17.1%
RIP	99	23.1%
Probation	239	55.8%
Other	10	2.3%
Total	428	100.0%
Missing	1	
	429	

**Level 1 - Type of Sentence Imposed [n=206]**



	<u>Number</u>	<u>Percent</u>
State	0	0.0%
County	66	32.0%
RIP	48	23.3%
Probation	65	31.6%
Other	27	13.1%
Total	206	100.0%

Note: These numbers reflect the offender's most serious offense for a judicial proceeding.