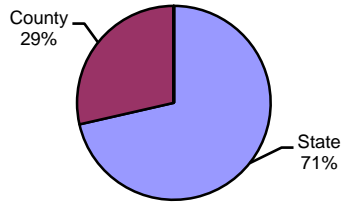


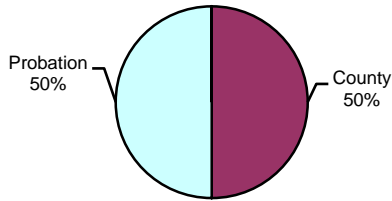
Type of Sentence Imposed During 2004 by Sentencing Guideline Level [McKean: N=353]

Level 5 - Type of Sentence Imposed [n=7]



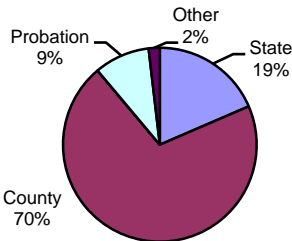
	<u>Number</u>	<u>Percent</u>
State	5	71.4%
County	2	28.6%
RIP	0	0.0%
Probation	0	0.0%
Other	0	0.0%
Total	7	100.0%

Level 4 - Type of Sentence Imposed [n=6]



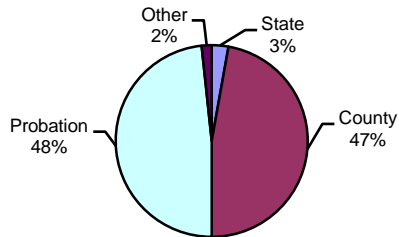
	<u>Number</u>	<u>Percent</u>
State	0	0.0%
County	3	50.0%
RIP	0	0.0%
Probation	3	50.0%
Other	0	0.0%
Total	6	100.0%

Level 3 - Type of Sentence Imposed [n=54]



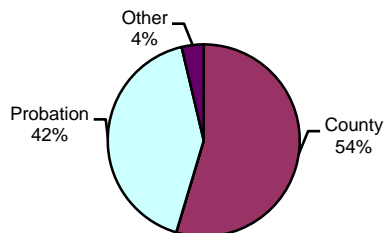
	<u>Number</u>	<u>Percent</u>
State	10	18.5%
County	38	70.4%
RIP	0	0.0%
Probation	5	9.3%
Other	1	1.9%
Total	54	100.0%

Level 2 - Type of Sentence Imposed [n=178]



	<u>Number</u>	<u>Percent</u>
State	5	2.8%
County	84	47.2%
RIP	0	0.0%
Probation	86	48.3%
Other	3	1.7%
Total	178	100.0%

Level 1 - Type of Sentence Imposed [n=108]



	<u>Number</u>	<u>Percent</u>
State	0	0.0%
County	59	54.6%
RIP	0	0.0%
Probation	45	41.7%
Other	4	3.7%
Total	108	100.0%

Note: These numbers reflect the offender's most serious offense for a judicial proceeding.