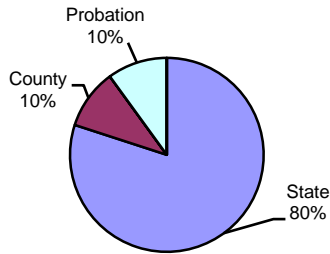


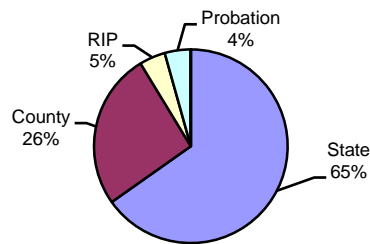
Type of Sentence Imposed During 2004 by Sentencing Guideline Level [Mercer: N=510]

Level 5 - Type of Sentence Imposed [n=10]



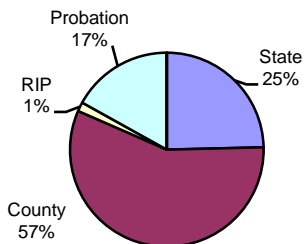
	<u>Number</u>	<u>Percent</u>
State	8	80.0%
County	1	10.0%
RIP	0	0.0%
Probation	1	10.0%
Other	0	0.0%
Total	10	100.0%

Level 4 - Type of Sentence Imposed [n=23]



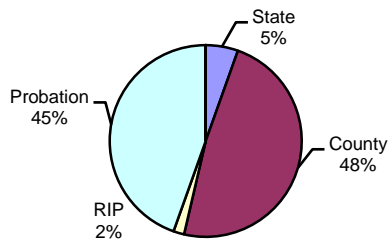
	<u>Number</u>	<u>Percent</u>
State	15	65.2%
County	6	26.1%
RIP	1	4.3%
Probation	1	4.3%
Other	0	0.0%
Total	23	100.0%

Level 3 - Type of Sentence Imposed [n=65]



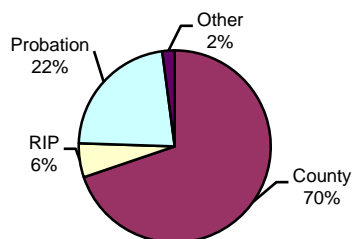
	<u>Number</u>	<u>Percent</u>
State	16	24.6%
County	37	56.9%
RIP	1	1.5%
Probation	11	16.9%
Other	0	0.0%
Total	65	100.0%

Level 2 - Type of Sentence Imposed [n=220]



	<u>Number</u>	<u>Percent</u>
State	12	5.5%
County	106	48.2%
RIP	4	1.8%
Probation	98	44.5%
Other	0	0.0%
Total	220	100.0%

Level 1 - Type of Sentence Imposed [n=192]



	<u>Number</u>	<u>Percent</u>
State	0	0.0%
County	134	69.8%
RIP	11	5.7%
Probation	43	22.4%
Other	4	2.1%
Total	192	100.0%

Note: These numbers reflect the offender's most serious offense for a judicial proceeding.