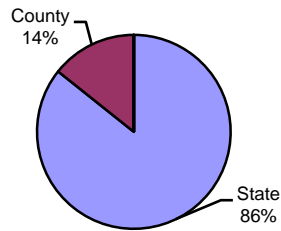


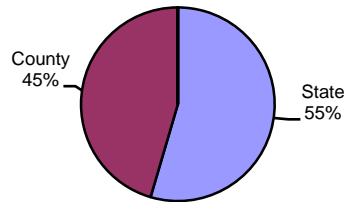
**Type of Sentence Imposed During 2004 by Sentencing Guideline Level [Mifflin: N=344]**

**Level 5 - Type of Sentence Imposed [n=7]**



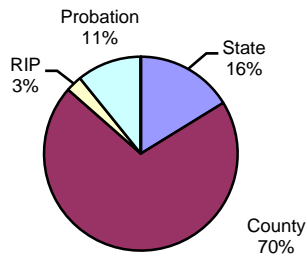
	<u>Number</u>	<u>Percent</u>
State	6	85.7%
County	1	14.3%
RIP	0	0.0%
Probation	0	0.0%
Other	0	0.0%
Total	7	100.0%

**Level 4 - Type of Sentence Imposed [n=11]**



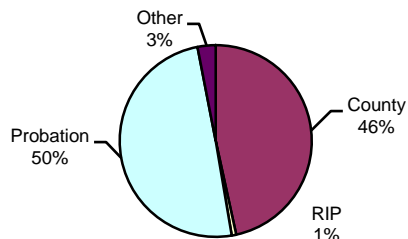
	<u>Number</u>	<u>Percent</u>
State	6	54.5%
County	5	45.5%
RIP	0	0.0%
Probation	0	0.0%
Other	0	0.0%
Total	11	100.0%

**Level 3 - Type of Sentence Imposed [n=37]**



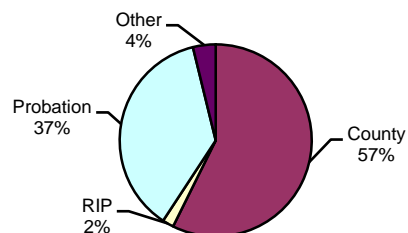
	<u>Number</u>	<u>Percent</u>
State	6	16.2%
County	26	70.3%
RIP	1	2.7%
Probation	4	10.8%
Other	0	0.0%
Total	37	100.0%

**Level 2 - Type of Sentence Imposed [n=131]**



	<u>Number</u>	<u>Percent</u>
State	0	0.0%
County	61	46.6%
RIP	1	0.8%
Probation	65	49.6%
Other	4	3.1%
Total	131	100.0%

**Level 1 - Type of Sentence Imposed [n=157]**



	<u>Number</u>	<u>Percent</u>
State	0	0.0%
County	90	57.3%
RIP	3	1.9%
Probation	58	36.9%
Other	6	3.8%
Total	157	100.0%
Missing	1	
	158	

Note: These numbers reflect the offender's most serious offense for a judicial proceeding.