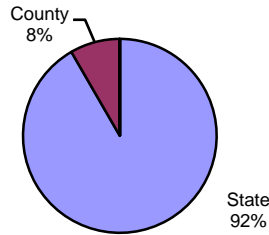


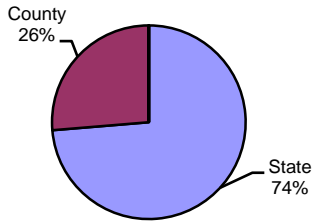
Type of Sentence Imposed During 2004 by Sentencing Guideline Level [Monroe: N=399]

Level 5 - Type of Sentence Imposed [n=12]



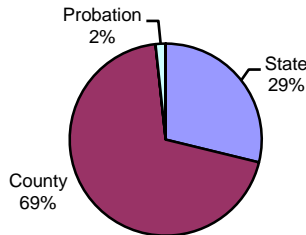
| | <u>Number</u> | <u>Percent</u> |
|-----------|---------------|----------------|
| State | 11 | 91.7% |
| County | 1 | 8.3% |
| RIP | 0 | 0.0% |
| Probation | 0 | 0.0% |
| Other | 0 | 0.0% |
| Total | 12 | 100.0% |

Level 4 - Type of Sentence Imposed [n=19]



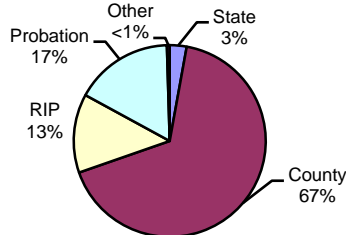
| | <u>Number</u> | <u>Percent</u> |
|-----------|---------------|----------------|
| State | 14 | 73.7% |
| County | 5 | 26.3% |
| RIP | 0 | 0.0% |
| Probation | 0 | 0.0% |
| Other | 0 | 0.0% |
| Total | 19 | 100.0% |

Level 3 - Type of Sentence Imposed [n=59]



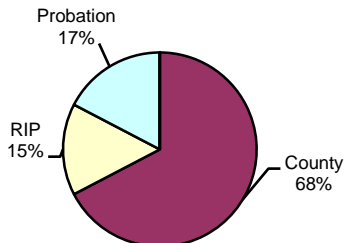
| | <u>Number</u> | <u>Percent</u> |
|-----------|---------------|----------------|
| State | 17 | 28.8% |
| County | 41 | 69.5% |
| RIP | 0 | 0.0% |
| Probation | 1 | 1.7% |
| Other | 0 | 0.0% |
| Total | 59 | 100.0% |

Level 2 - Type of Sentence Imposed [n=211]



| | <u>Number</u> | <u>Percent</u> |
|-----------|---------------|----------------|
| State | 6 | 2.8% |
| County | 141 | 66.8% |
| RIP | 28 | 13.3% |
| Probation | 35 | 16.6% |
| Other | 1 | 0.5% |
| Total | 211 | 100.0% |

Level 1 - Type of Sentence Imposed [n=98]



| | <u>Number</u> | <u>Percent</u> |
|-----------|---------------|----------------|
| State | 0 | 0.0% |
| County | 66 | 67.3% |
| RIP | 15 | 15.3% |
| Probation | 17 | 17.3% |
| Other | 0 | 0.0% |
| Total | 98 | 100.0% |

Note: These numbers reflect the offender's most serious offense for a judicial proceeding.