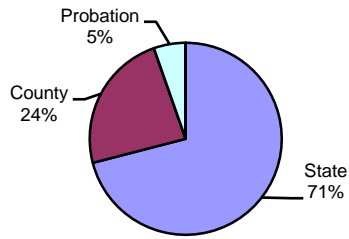


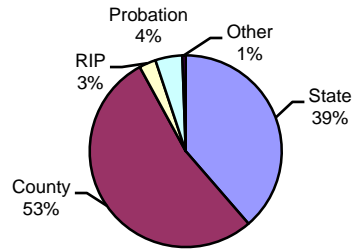
Type of Sentence Imposed During 2004 by Sentencing Guideline Level Montgomery: N=3,357

Level 5 - Type of Sentence Imposed [n=93]



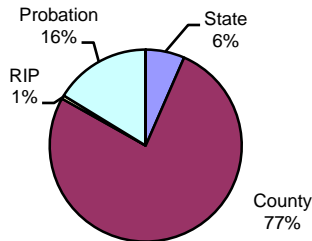
	<u>Number</u>	<u>Percent</u>
State	66	71.0%
County	22	23.7%
RIP	0	0.0%
Probation	5	5.4%
Other	0	0.0%
Total	93	100.0%

Level 4 - Type of Sentence Imposed [n=176]



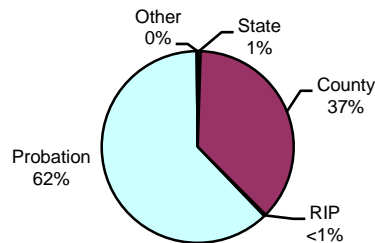
	<u>Number</u>	<u>Percent</u>
State	68	38.6%
County	94	53.4%
RIP	5	2.8%
Probation	8	4.5%
Other	1	0.6%
Total	176	100.0%

Level 3 - Type of Sentence Imposed [n=504]



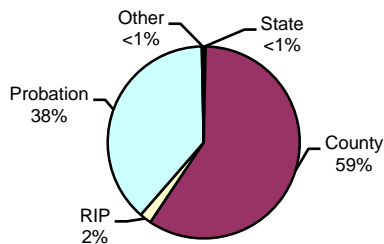
	<u>Number</u>	<u>Percent</u>
State	33	6.5%
County	386	76.6%
RIP	3	0.6%
Probation	82	16.3%
Other	0	0.0%
Total	504	100.0%

Level 2 - Type of Sentence Imposed [n=1,635]



	<u>Number</u>	<u>Percent</u>
State	8	0.5%
County	605	37.0%
RIP	5	0.3%
Probation	1014	62.0%
Other	3	0.2%
Total	1635	100.0%
Missing	1	
	1636	

Level 1 - Type of Sentence Imposed [n=948]



	<u>Number</u>	<u>Percent</u>
State	3	0.3%
County	560	59.1%
RIP	19	2.0%
Probation	363	38.3%
Other	3	0.3%
Total	948	100.0%

Note: These numbers reflect the offender's most serious offense for a judicial proceeding.