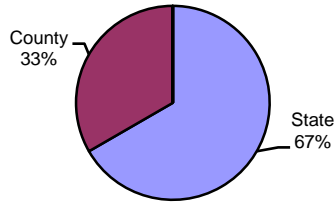


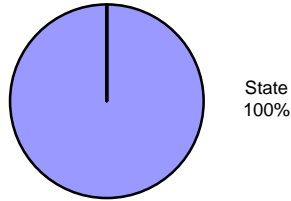
**Type of Sentence Imposed During 2004 by Sentencing Guideline Level [Montour: N=98]**

**Level 5 - Type of Sentence Imposed [n=3]**



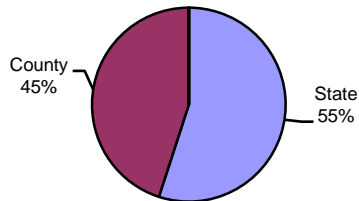
	<u>Number</u>	<u>Percent</u>
State	2	66.7%
County	1	33.3%
RIP	0	0.0%
Probation	0	0.0%
Other	0	0.0%
Total	3	100.0%

**Level 4 - Type of Sentence Imposed [n=2]**



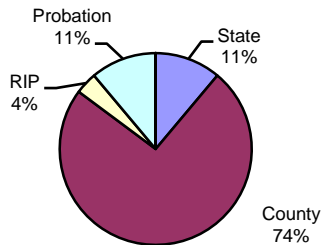
	<u>Number</u>	<u>Percent</u>
State	2	100.0%
County	0	0.0%
RIP	0	0.0%
Probation	0	0.0%
Other	0	0.0%
Total	2	100.0%

**Level 3 - Type of Sentence Imposed [n=20]**



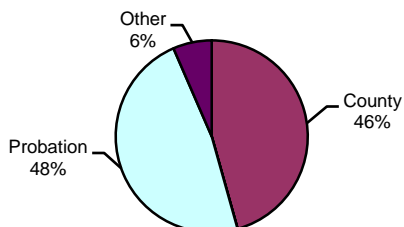
	<u>Number</u>	<u>Percent</u>
State	11	55.0%
County	9	45.0%
RIP	0	0.0%
Probation	0	0.0%
Other	0	0.0%
Total	20	100.0%

**Level 2 - Type of Sentence Imposed [n=27]**



	<u>Number</u>	<u>Percent</u>
State	3	11.1%
County	20	74.1%
RIP	1	3.7%
Probation	3	11.1%
Other	0	0.0%
Total	27	100.0%

**Level 1 - Type of Sentence Imposed [n=46]**



	<u>Number</u>	<u>Percent</u>
State	0	0.0%
County	21	45.7%
RIP	0	0.0%
Probation	22	47.8%
Other	3	6.5%
Total	46	100.0%

Note: These numbers reflect the offender's most serious offense for a judicial proceeding.