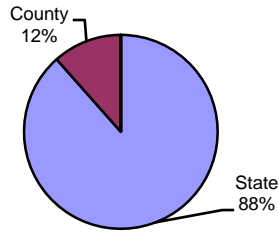


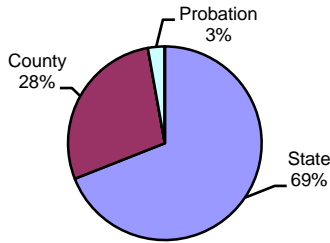
Type of Sentence Imposed During 2004 by Sentencing Guideline Level [Northampton: N=1,776]

Level 5 - Type of Sentence Imposed [n=26]



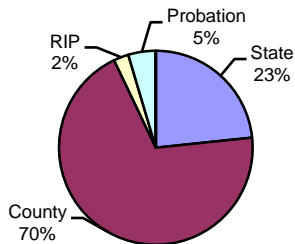
	<u>Number</u>	<u>Percent</u>
State	23	88.5%
County	3	11.5%
RIP	0	0.0%
Probation	0	0.0%
Other	0	0.0%
Total	26	100.0%

Level 4 - Type of Sentence Imposed [n=71]



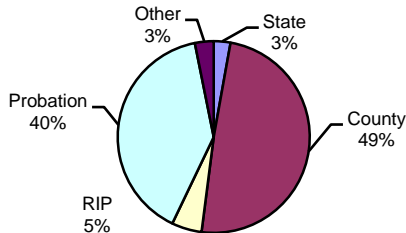
	<u>Number</u>	<u>Percent</u>
State	49	69.0%
County	20	28.2%
RIP	0	0.0%
Probation	2	2.8%
Other	0	0.0%
Total	71	100.0%

Level 3 - Type of Sentence Imposed [n=240]



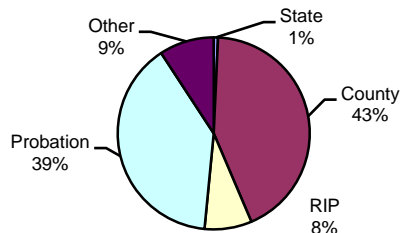
	<u>Number</u>	<u>Percent</u>
State	56	23.3%
County	167	69.6%
RIP	6	2.5%
Probation	11	4.6%
Other	0	0.0%
Total	240	100.0%

Level 2 - Type of Sentence Imposed [n=886]



	<u>Number</u>	<u>Percent</u>
State	25	2.8%
County	436	49.2%
RIP	45	5.1%
Probation	352	39.7%
Other	28	3.2%
Total	886	100.0%

Level 1 - Type of Sentence Imposed [n=553]



	<u>Number</u>	<u>Percent</u>
State	4	0.7%
County	237	42.9%
RIP	44	8.0%
Probation	217	39.2%
Other	51	9.2%
Total	553	100.0%

Note: These numbers reflect the offender's most serious offense for a judicial proceeding.