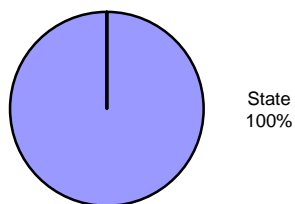


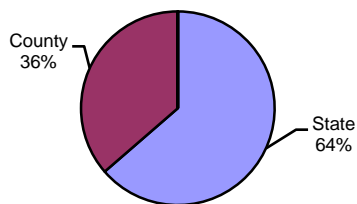
Type of Sentence Imposed During 2004 by Sentencing Guideline Level [Northumberland: N=537]

Level 5 - Type of Sentence Imposed [n=9]



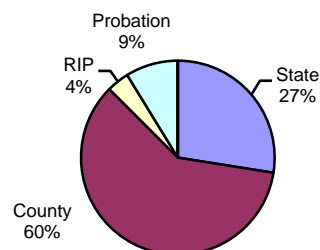
	<u>Number</u>	<u>Percent</u>
State	9	100.0%
County	0	0.0%
RIP	0	0.0%
Probation	0	0.0%
Other	0	0.0%
Total	9	100.0%

Level 4 - Type of Sentence Imposed [n=22]



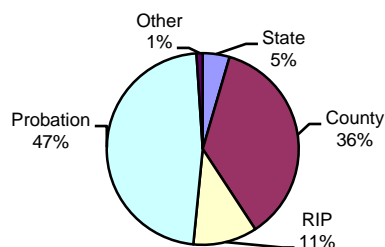
	<u>Number</u>	<u>Percent</u>
State	14	63.6%
County	8	36.4%
RIP	0	0.0%
Probation	0	0.0%
Other	0	0.0%
Total	22	100.0%

Level 3 - Type of Sentence Imposed [n=80]



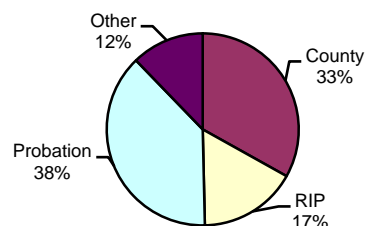
	<u>Number</u>	<u>Percent</u>
State	22	27.5%
County	48	60.0%
RIP	3	3.8%
Probation	7	8.8%
Other	0	0.0%
Total	80	100.0%

Level 2 - Type of Sentence Imposed [n=287]



	<u>Number</u>	<u>Percent</u>
State	13	4.5%
County	104	36.2%
RIP	31	10.8%
Probation	136	47.4%
Other	3	1.0%
Total	287	100.0%

Level 1 - Type of Sentence Imposed [n=139]



	<u>Number</u>	<u>Percent</u>
State	0	0.0%
County	46	33.1%
RIP	23	16.5%
Probation	53	38.1%
Other	17	12.2%
Total	139	100.0%

Note: These numbers reflect the offender's most serious offense for a judicial proceeding.