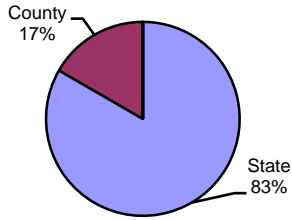


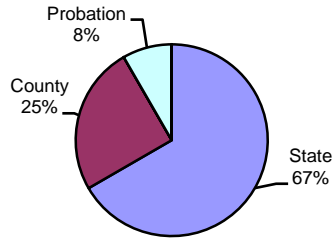
Type of Sentence Imposed During 2004 by Sentencing Guideline Level [Perry: N=270]

Level 5 - Type of Sentence Imposed [n=6]



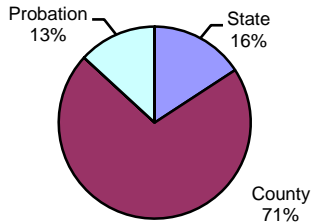
	<u>Number</u>	<u>Percent</u>
State	5	83.3%
County	1	16.7%
RIP	0	0.0%
Probation	0	0.0%
Other	0	0.0%
Total	6	100.0%

Level 4 - Type of Sentence Imposed [n=12]



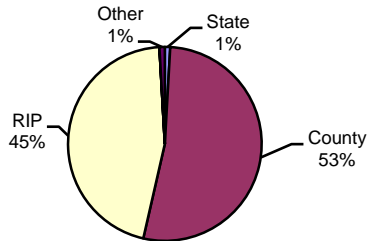
	<u>Number</u>	<u>Percent</u>
State	8	66.7%
County	3	25.0%
RIP	0	0.0%
Probation	1	8.3%
Other	0	0.0%
Total	12	100.0%

Level 3 - Type of Sentence Imposed [n=38]



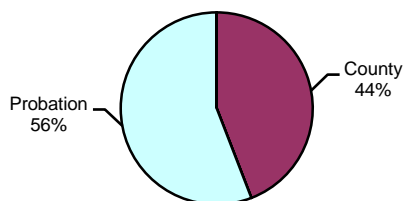
	<u>Number</u>	<u>Percent</u>
State	6	15.8%
County	27	71.1%
RIP	0	0.0%
Probation	5	13.2%
Other	0	0.0%
Total	38	100.0%

Level 2 - Type of Sentence Imposed [n=112]



	<u>Number</u>	<u>Percent</u>
State	1	0.9%
County	59	52.7%
RIP	51	45.5%
Probation	0	0.0%
Other	1	0.9%
Total	112	100.0%

Level 1 - Type of Sentence Imposed [n=102]



	<u>Number</u>	<u>Percent</u>
State	0	0.0%
County	45	44.1%
RIP	0	0.0%
Probation	57	55.9%
Other	0	0.0%
Total	102	100.0%

Note: These numbers reflect the offender's most serious offense for a judicial proceeding.