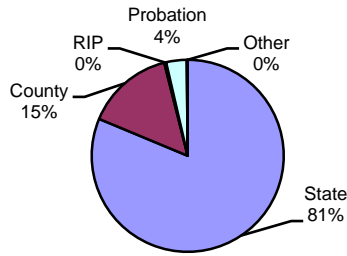


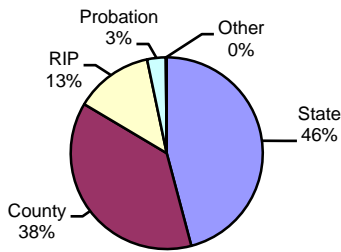
Type of Sentence Imposed During 2004 by Sentencing Guideline Level [Philadelphia: N=5,887]

Level 5 - Type of Sentence Imposed [n=609]



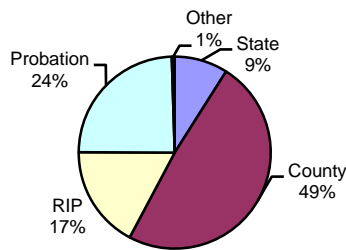
	<u>Number</u>	<u>Percent</u>
State	495	81.3%
County	90	14.8%
RIP	2	0.3%
Probation	21	3.4%
Other	1	0.2%
Total	609	100.0%

Level 4 - Type of Sentence Imposed [n=1,306]



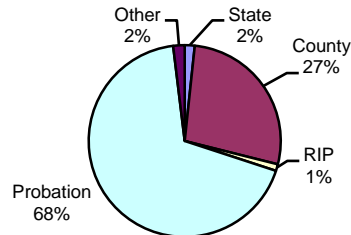
	<u>Number</u>	<u>Percent</u>
State	599	45.9%
County	492	37.7%
RIP	172	13.2%
Probation	41	3.1%
Other	2	0.2%
Total	1306	100.0%

Level 3 - Type of Sentence Imposed [n=2,226]



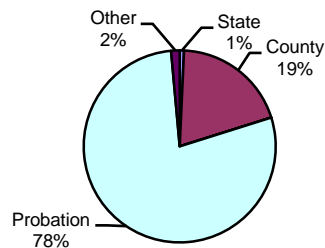
	<u>Number</u>	<u>Percent</u>
State	200	9.0%
County	1086	48.8%
RIP	385	17.3%
Probation	544	24.4%
Other	11	0.5%
Total	2226	100.0%
Missing	2	
	2228	

Level 2 - Type of Sentence Imposed [n=1,605]



	<u>Number</u>	<u>Percent</u>
State	27	1.7%
County	437	27.2%
RIP	18	1.1%
Probation	1092	68.0%
Other	31	1.9%
Total	1605	100.0%

Level 1 - Type of Sentence Imposed [n=139]



	<u>Number</u>	<u>Percent</u>
State	1	0.7%
County	27	19.4%
RIP	0	0.0%
Probation	109	78.4%
Other	2	1.4%
Total	139	100.0%

Note: These numbers reflect the offender's most serious offense for a judicial proceeding.