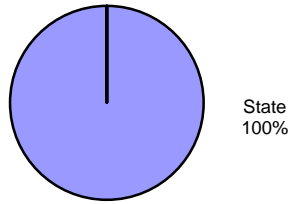


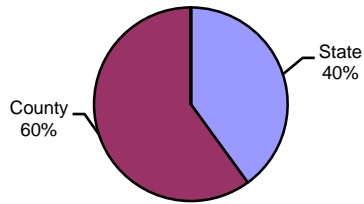
**Type of Sentence Imposed During 2004 by Sentencing Guideline Level [Pike: N=205]**

**Level 5 - Type of Sentence Imposed [n=5]**



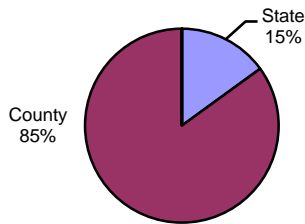
	<u>Number</u>	<u>Percent</u>
State	5	100.0%
County	0	0.0%
RIP	0	0.0%
Probation	0	0.0%
Other	0	0.0%
Total	5	100.0%

**Level 4 - Type of Sentence Imposed [n=5]**



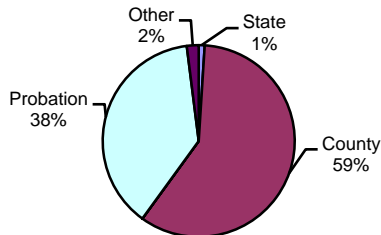
	<u>Number</u>	<u>Percent</u>
State	2	40.0%
County	3	60.0%
RIP	0	0.0%
Probation	0	0.0%
Other	0	0.0%
Total	5	100.0%

**Level 3 - Type of Sentence Imposed [n=20]**



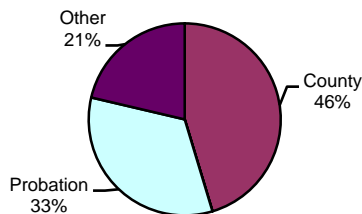
	<u>Number</u>	<u>Percent</u>
State	3	15.0%
County	17	85.0%
RIP	0	0.0%
Probation	0	0.0%
Other	0	0.0%
Total	20	100.0%

**Level 2 - Type of Sentence Imposed [n=100]**



	<u>Number</u>	<u>Percent</u>
State	1	1.0%
County	59	59.0%
RIP	0	0.0%
Probation	38	38.0%
Other	2	2.0%
Total	100	100.0%

**Level 1 - Type of Sentence Imposed [n=75]**



	<u>Number</u>	<u>Percent</u>
State	0	0.0%
County	34	45.3%
RIP	0	0.0%
Probation	25	33.3%
Other	16	21.3%
Total	75	100.0%

Note: These numbers reflect the offender's most serious offense for a judicial proceeding.