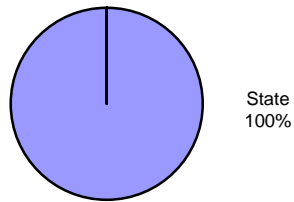


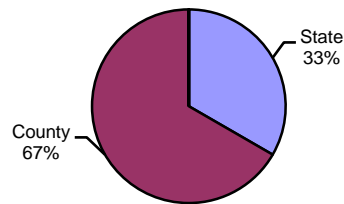
## Type of Sentence Imposed During 2004 by Sentencing Guideline Level [Potter: N=108]

**Level 5 - Type of Sentence Imposed [n=1]**



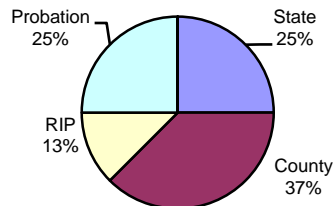
	<u>Number</u>	<u>Percent</u>
State	1	100.0%
County	0	0.0%
RIP	0	0.0%
Probation	0	0.0%
Other	0	0.0%
Total	1	100.0%

**Level 4 - Type of Sentence Imposed [n=3]**



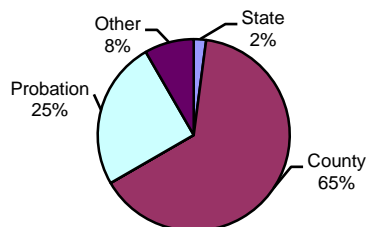
	<u>Number</u>	<u>Percent</u>
State	1	33.3%
County	2	66.7%
RIP	0	0.0%
Probation	0	0.0%
Other	0	0.0%
Total	3	100.0%

**Level 3 - Type of Sentence Imposed [n=8]**



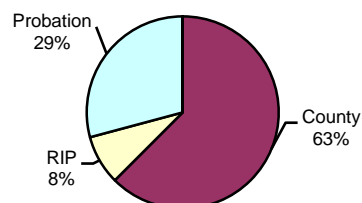
	<u>Number</u>	<u>Percent</u>
State	2	25.0%
County	3	37.5%
RIP	1	12.5%
Probation	2	25.0%
Other	0	0.0%
Total	8	100.0%

**Level 2 - Type of Sentence Imposed [n=48]**



	<u>Number</u>	<u>Percent</u>
State	1	2.1%
County	31	64.6%
RIP	0	0.0%
Probation	12	25.0%
Other	4	8.3%
Total	48	100.0%

**Level 1 - Type of Sentence Imposed [n=48]**



	<u>Number</u>	<u>Percent</u>
State	0	0.0%
County	30	62.5%
RIP	4	8.3%
Probation	14	29.2%
Other	0	0.0%
Total	48	100.0%

Note: These numbers reflect the offender's most serious offense for a judicial proceeding.