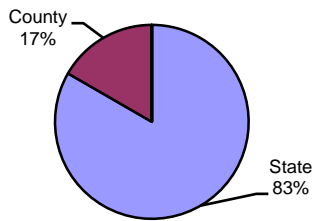


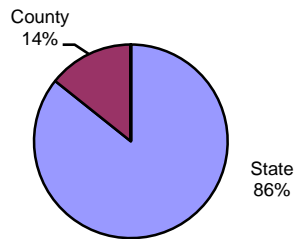
Type of Sentence Imposed During 2004 by Sentencing Guideline Level [Schuylkill: N=614]

Level 5 - Type of Sentence Imposed [n=18]



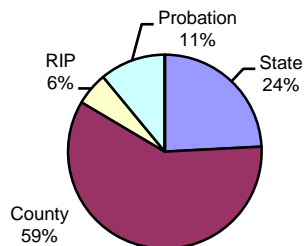
	<u>Number</u>	<u>Percent</u>
State	15	83.3%
County	3	16.7%
RIP	0	0.0%
Probation	0	0.0%
Other	0	0.0%
Total	18	100.0%

Level 4 - Type of Sentence Imposed [n=21]



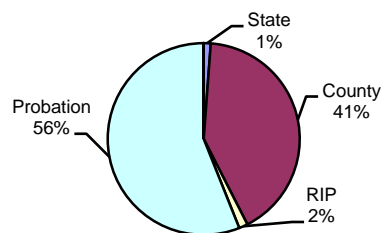
	<u>Number</u>	<u>Percent</u>
State	18	85.7%
County	3	14.3%
RIP	0	0.0%
Probation	0	0.0%
Other	0	0.0%
Total	21	100.0%

Level 3 - Type of Sentence Imposed [n=91]



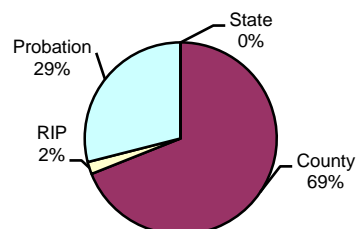
	<u>Number</u>	<u>Percent</u>
State	22	24.2%
County	54	59.3%
RIP	5	5.5%
Probation	10	11.0%
Other	0	0.0%
Total	91	100.0%

Level 2 - Type of Sentence Imposed [n=339]



	<u>Number</u>	<u>Percent</u>
State	4	1.2%
County	140	41.3%
RIP	5	1.5%
Probation	190	56.0%
Other	0	0.0%
Total	339	100.0%

Level 1 - Type of Sentence Imposed [n=145]



	<u>Number</u>	<u>Percent</u>
State	0	0.0%
County	100	69.0%
RIP	3	2.1%
Probation	42	29.0%
Other	0	0.0%
Total	145	100.0%

Note: These numbers reflect the offender's most serious offense for a judicial proceeding.